



Adding Quality to Life



2012 -2016 Capital Improvement Program (CIP)

City of Plymouth, Minnesota
Capital Improvement Program
 2012 thru 2016

DEPARTMENT SUMMARY

Department	2012	2013	2014	2015	2016	Total
Central Equipment	1,474,500	1,865,000	2,607,000	1,926,000	1,654,800	9,527,300
Facilities Management	990,000	485,000	790,000	1,123,000	3,130,000	6,518,000
Information Technology	585,000	151,000	295,000		260,000	1,291,000
Parks and Recreation	3,555,000	2,250,000	2,960,000	3,415,000	7,000,000	19,180,000
Sanitary Sewer	910,000	1,470,000	1,570,000	1,550,000	1,480,000	6,980,000
Streets	7,500,000	5,805,000	13,710,000	17,615,000	14,880,000	59,510,000
Transit	5,233,000	21,935,000	243,000	245,000		27,656,000
Water	2,405,000	1,891,000	1,475,000	475,000	8,075,000	14,321,000
Water Resources	1,590,000	1,240,000	1,535,000	1,090,000	1,240,000	6,695,000
TOTAL	24,242,500	37,092,000	25,185,000	27,439,000	37,719,800	151,678,300

City of Plymouth, Minnesota
Capital Improvement Program
 2012 thru 2016

PROJECTS BY DEPARTMENT

Department	Project#	Priority	2012	2013	2014	2015	2016	Total
Central Equipment								
Fire Rescue Vehicle R-21	08-CE-017	n/a	100,000					100,000
Single Axle Plow with Sander 1998 Sterling	09-CE-273	n/a		201,000				201,000
Fire Pickup Grass Rig	10-CE-003	n/a		40,000				40,000
Fire Pickup 4X4 Crew Cab	10-CE-023	n/a	50,000					50,000
Fire RAD SUV	10-CE-030	n/a	35,000					35,000
Fire Deputy Chief SUV	10-CE-032	n/a	35,000					35,000
Wheel Loader with Plow Wing 1995 John Deere 624H	10-CE-200	n/a		270,000				270,000
Sign Truck 2000 Internation with Utility Box	10-CE-247	n/a	106,500					106,500
Single Axle Plow with Sander 1999 Sterling	10-CE-274	n/a			205,000			205,000
Loader Cat IT 12F 1994	10-CE-564	n/a		110,000				110,000
Snow Blower for Loader IT 12F	10-CE-565	n/a		60,000				60,000
One Ton with Plow 2000 F-450 4x4	10-CE-582	n/a		66,000				66,000
Mechanic's Service Truck 1993 F-450 &Service body	10-CE-721	n/a			62,000			62,000
Fire RAD SUV	11-CE-033	n/a			37,000			37,000
Street Sweeper 2003 Elgin Pelican	11-CE-230	n/a		180,000				180,000
Tandem Axle Plow with Sander 2003 Sterling	11-CE-278	n/a			255,000			255,000
Air Compressor 1996 Ingersoll P375	11-CE-319	n/a			35,000			35,000
Building Inspections SUV 2004 Gr Cherokee	11-CE-498	n/a		28,000				28,000
Building Inspections SUV 2004 Grand Cherokee	11-CE-499	n/a		28,000				28,000
Mower 16' 2005 Toro 580 D 4x4	11-CE-530	n/a	109,000					109,000
Sidewalk Machine 2001 Holder	11-CE-540	n/a	114,000					114,000
One Ton 4X4 with Plow 2001 F-350 Forestry	11-CE-585	n/a			62,000			62,000
Police Dodge Charger 2007	12-CE-150	n/a		30,000				30,000
Police Chief SUV 2004 Gr Cherokee	12-CE-191	n/a	29,000					29,000
Skid Steer 90 XT 2002 Case	12-CE-221	n/a	53,000					53,000
Asphalt Planer for Skid Steer 90XT 24"	12-CE-221A	n/a	25,000					25,000
Back Hoe 430 2002 Cat	12-CE-237	n/a			140,000			140,000
Hammer for Back Hoe 430 2002	12-CE-237A	n/a			25,000			25,000
Single Axle Plow with Sander 2002	12-CE-275	n/a				220,000		220,000
Mower 6' with Broom GM 328 4x4 2005	12-CE-528	n/a	47,000					47,000
3/4 Ton Pickup with Plow 2002 Silverado	12-CE-587	n/a	34,000					34,000
3/4 Ton Pickup with Plow 2002 F-250	12-CE-588	n/a	34,000					34,000
3/4 Ton Pickup with Plow 2002 F-250	12-CE-589	n/a	34,000					34,000
Floor Sweeper/Scrubber for Public Works Facility	12-CE-745	n/a			60,000			60,000
Fire Hurst Hydraulic Rescue Equipment	12-CE-FIRE	n/a			40,000			40,000
Regenerative Air Sweeper	12-CE-NEW1	n/a	250,000					250,000
Police Squad Cars (6)	12-CE-SQUADS	n/a	174,000					174,000
Police SUV 2003 Tahoe 4x4	13-CE-189	n/a		45,000				45,000
Truck Mounted Patch Unit 2003 Auger style	13-CE-212	n/a			60,000			60,000
4 Door Truck with Crane 2002 International	13-CE-244	n/a			110,000			110,000
One Ton Truck with Plow/ Sander 2003 F-450	13-CE-253	n/a				72,000		72,000
Tandem Axle Plow with Sander 2001 Sterling	13-CE-276	n/a	245,000					245,000
Tandem Axle Plow with Sander 2001 Sterling	13-CE-277	n/a		247,000				247,000
3/4 Ton Pickup with Plow 2005 Chev Reg Cab	13-CE-357	n/a				37,000		37,000
Engineering All Wheel Drive Van 2005 Chev	13-CE-404	n/a				26,000		26,000
Fire Inspections SUV 2005 Grand Cherokee	13-CE-405	n/a				27,000		27,000

Department	Project#	Priority	2012	2013	2014	2015	2016	Total
Mower 6' with Broom GM 328D 4x4 2006	13-CE-520	n/a		46,000				46,000
All Surface Vehicle Blower RC 60, 2005	13-CE-537	n/a				62,000		62,000
Sidewalk Machine MT Trackless 2005	13-CE-538	n/a		114,000				114,000
Chipper Truck 2003 International low pro	13-CE-590	n/a				77,000		77,000
One Ton Truck with Plow 2003 F-450	13-CE-592	n/a				70,000		70,000
3/4 Ton 4X4 4 Door Pickup 2005 Chev Reg cab	13-CE-594	n/a				37,000		37,000
3/4 Ton Pickup irrigatio Utility Box 2005 Chev	13-CE-595	n/a				39,000		39,000
Police CSO Pickup	13-CE-CSO	n/a		25,000				25,000
Skid Steer	13-CE-NEW1	n/a		45,000				45,000
Portable Generator	13-CE-NEW2	n/a		125,000				125,000
Police Squad Cars (6)	13-CE-SQUADS	n/a		177,000				177,000
Fire Hazmat/Rescue Truck R-11 1994	14-CE-022	n/a			425,000			425,000
Fire Rescue Pumper E-21 2005	14-CE-034	n/a				414,000		414,000
Police Investigator Van 2006 Gr Caravan	14-CE-198	n/a			26,000			26,000
Spray Patcher Roscoe RA300 2004	14-CE-234	n/a			190,000			190,000
3/4 Ton Pickup with Plow F-350 2004	14-CE-245	n/a			36,000			36,000
3/4 Ton Pickup with Plow F-350 2004	14-CE-246	n/a			36,000			36,000
Lowboy Trailer 70,000 lb. 2004	14-CE-255	n/a			78,000			78,000
3/4 Ton Pickup with Plow Chev 2004	14-CE-355	n/a			36,000			36,000
Engineering 1/2 Ton 4X4 Pickup Chev 2004	14-CE-402	n/a			26,000			26,000
Building Inspections Pickup 4X4	14-CE-409	n/a			27,000			27,000
Zero Turn Mower/Snow Blower 6' GM7210 2007	14-CE-521	n/a			47,000			47,000
Mower 16' GM 328D 4x4 2014	14-CE-529	n/a			110,000			110,000
Self Propelled Sprayer Toro 1994	14-CE-561	n/a			37,000			37,000
Water Truck 1500 Gallon Ford 1995	14-CE-563	n/a			142,000			142,000
Park Maintenance Gr Cherokee 2003	14-CE-591	n/a		28,000				28,000
3/4 Ton Pickup with Blizzard Plow Chev 2004	14-CE-593	n/a			36,000			36,000
3/4 Ton Pickup with Plow Chev Ex cab 2006	14-CE-599	n/a					36,000	36,000
Police Squad Cars (8)	14-CE-SQUADS	n/a			264,000			264,000
Fire Chief SUV Trailblazer 2007	15-CE-037	n/a				32,000		32,000
Trench Compactor	15-CE-205	n/a				40,000		40,000
40' Conveyor	15-CE-224	n/a				41,000		41,000
All Surface Vehicle (ASV) RC 100 w/ attac 2005	15-CE-233	n/a				100,000		100,000
Tack Distributer Rosco 1,100 gals 2000	15-CE-256A	n/a				82,000		82,000
One Ton Truck (Lift Stations) F-450 2005	15-CE-358	n/a				71,000		71,000
6' mower GM7210D Zero Turn 2008	15-CE-5000	n/a				49,000		49,000
6' mower Zero Turn GM 7210D 2008	15-CE-5001	n/a				49,000		49,000
Utility Tractor JD 5300 1995	15-CE-569	n/a				40,000		40,000
3/4 Ton Pickup 4 door Chev 2005	15-CE-594	n/a				37,000		37,000
3/4 Ton Pickup. Irrigat Fiberglass Uti Box 2005	15-CE-595	n/a				36,000		36,000
Police Squad Cars (8)	15-CE-SQUADS	n/a				268,000		268,000
Fire Heavy Duty Pickup	16-CE-036	n/a					33,500	33,500
Police Investigator Pickup	16-CE-1700	n/a					26,000	26,000
Police CSO 1/2 Ton Pickup	16-CE-1705	n/a					28,300	28,300
Tandem Axle Plow with Sander	16-CE-280	n/a					267,000	267,000
Tandem Axle Plow with Sander	16-CE-281	n/a					267,000	267,000
Hydo-Seeder	16-CE-303	n/a					35,000	35,000
Jet/Vactor Truck and Attachments	16-CE-354	n/a					367,000	367,000
Meter Repair Truck with Utility Box	16-CE-366	n/a					32,000	32,000
Building Inspections Pickup 4X4.	16-CE-411	n/a					27,000	27,000
Water Truck 2000 Gallon GMC Rosco 1999	16-CE-576	n/a					185,000	185,000
3/4 Ton Pickup with Plow	16-CE-599	n/a					36,000	36,000
Mower 6' with Broom	16-CE-MOWER	n/a					55,000	55,000
Police Squad Cars (10)	16-CE-SQUADS	n/a					260,000	260,000
Central Equipment Tota			1,474,500	1,865,000	2,607,000	1,926,000	1,654,800	9,527,300

Department	Project#	Priority	2012	2013	2014	2015	2016	Total
Facilities Management								
Construct Fourth Fire Station	06-FM-002	n/a					3,000,000	3,000,000
Painting - City Wide	07-FM-008	n/a	30,000	30,000	30,000	30,000	30,000	150,000
Seal Coating/Crack Sealing	08-FM-006	n/a	25,000	25,000	25,000	25,000	25,000	125,000
Misc. Concrete Replacement	08-FM-007	n/a	25,000	25,000	25,000	25,000	25,000	125,000
Salt Covering System - Maintenance Facility	08-FM-008	n/a	300,000					300,000
Emergency Siren	10-FM-007	n/a	30,000					30,000
Replace Roof - Maintenance Facility	11-FM-001	n/a				750,000		750,000
Replace Roof - Bass Lake Playfield	11-FM-002	n/a		75,000				75,000
Replace Roof - Public Safety "Old"	12-FM-001	n/a			250,000			250,000
Replace Roof - City Hall	12-FM-002	n/a			460,000			460,000
Replace Carpet in PCC Ballroom and FS room	12-FM-006	n/a	50,000					50,000
Replace Public Safety Rooftop Parking Deck	12-FM-008	n/a	460,000					460,000
Relace Air Makeup Units - Maintenance Facility	12-FM-009	n/a	50,000					50,000
Replace 1995 Trane Air Conditioner - CH	13-FM-001	n/a				65,000		65,000
Replace HVAC at Fire Station No. 3	13-FM-003	n/a		50,000				50,000
City Hall Window Replacement	13-FM-004	n/a		150,000				150,000
Tuckpointing - All Facilities	13-FM-005	n/a		130,000				130,000
Replace Roof - Oakwood Shelter	15-FM-001	n/a				12,000		12,000
Replace Roof - Historical Building	15-FM-002	n/a				25,000		25,000
Replace Air Conditioners - Bass Lake	15-FM-004	n/a				25,000		25,000
Replace Public Safety Bryant Boiler	15-FM-005	n/a	20,000					20,000
Replace Radiant Heat - Maintenance Garage	15-FM-006	n/a				30,000		30,000
Roof Replacement Fire Station No. 2	15-FM-007	n/a				120,000		120,000
Replace Carpet - Maintenance Facility	15-FM-008	n/a				16,000		16,000
Replace Air Handling Unit at Fire Station No. 1	16-FM-001	n/a					50,000	50,000
Facilities Management Total			990,000	485,000	790,000	1,123,000	3,130,000	6,518,000
Information Technology								
Replace UPS Backup System	08-IT-001	n/a	30,000					30,000
Assessing Hand-held Device	10-IT-011	3		35,000				35,000
Replace Network Infrastructure	11-IT-001	n/a					150,000	150,000
Replace Tape Drive/Backup to disk upgrade	11-IT-002	n/a	30,000					30,000
Replacement of GIS Software	11-IT-004	n/a	25,000					25,000
Fiberoptic Telecommunication Interconnect	11-IT-006	n/a		100,000				100,000
Replace Portable 800 MHz Radios	12-IT-001	n/a	500,000					500,000
Net Motion Server and Software	13-IT-001	n/a		16,000				16,000
Upgrade Microsoft Office Suite	14-IT-001	n/a			80,000			80,000
Replace Squad Car Video Cameras	14-IT-002	n/a			100,000			100,000
Replace Squad Car Mobile Computers	14-IT-003	n/a			115,000			115,000
Replace Compellant SAN	15-IT-001	n/a					110,000	110,000
Information Technology Total			585,000	151,000	295,000		260,000	1,291,000
Parks and Recreation								
New Trails	07-PR-001	n/a	230,000	0	260,000	0	260,000	750,000
Land Acquisition	07-PR-003	n/a	2,400,000	1,595,000				3,995,000
Trail/Parking Lot Repair	07-PR-004	n/a	75,000	75,000	75,000	90,000	90,000	405,000
Replace Irrigation System	07-PR-005	n/a			140,000	145,000	150,000	435,000
Trail Crossing - Federal or State Trunk Highway	08-PR-001	n/a				1,600,000		1,600,000
Hilde Performance Center	08-PR-005	n/a			1,400,000			1,400,000
Trail Crossing - Cheshire Lane	09-PR-001	n/a	250,000					250,000
Playground Replacement	10-PR-001	n/a	100,000	100,000	100,000	200,000	200,000	700,000
Add/Replace Outdoor Hockey Rinks	10-PR-004	n/a			300,000			300,000
Miscellaneous Park Improvements	10-PR-008	n/a				100,000	60,000	160,000

Department	Project#	Priority	2012	2013	2014	2015	2016	Total
Fieldhouse Turf Replacement	12-PR-001	n/a	500,000					500,000
Parkers Lake Park Lighting Replacement	12-PR-006	n/a		150,000				150,000
Traditions Neighborhood Park	13-PR-001	n/a		300,000				300,000
10th Playfield Land Acquisition	14-PR-001	n/a					6,000,000	6,000,000
Replace Miscellaneous Boardwalks	14-PR-003	n/a		30,000	25,000	30,000		85,000
Tennis Court Repair	14-PR-004	n/a			100,000		240,000	340,000
Northwest Greenway Trail	14-PR-005	n/a			500,000			500,000
Milleneum Garden Enhancements	14-PR-006	n/a			60,000			60,000
Lifetime Fitness Parking Lot Replacement	15-PR-002	n/a				250,000		250,000
Elm Creek Playfield Outdoor Turf Field	15-PR-003	n/a				1,000,000		1,000,000
Parks and Recreation Total			3,555,000	2,250,000	2,960,000	3,415,000	7,000,000	19,180,000

Sanitary Sewer								
Line Sanitary Sewer Main: Annual Program	06-SS-003	n/a	510,000	570,000	630,000	710,000	780,000	3,200,000
Trunk Sewer Oversizing	08-SS-002	n/a	100,000	100,000	100,000	100,000	100,000	500,000
Abandon Conor Meadows Lift Station	11-SS-002	n/a	200,000					200,000
Refurbish Ferndale North Liftstation	13-SS-001	n/a	100,000	700,000				800,000
Refurbish Kingswood Farms Liftstation	14-SS-001	n/a		100,000	700,000			800,000
Refurbish Sunset Hill Lift Station	14-SS-002	n/a			140,000	600,000		740,000
Refurbish Greentree Lift Station	15-SS-001	n/a				140,000	600,000	740,000
Sanitary Sewer Total			910,000	1,470,000	1,570,000	1,550,000	1,480,000	6,980,000

Streets								
CR 101 - CR 6 to CR 24	08-ST-003	n/a	800,000					800,000
CR 24 - 30th Avenue to CR 101	08-ST-004	n/a				3,000,000		3,000,000
Traffic Signals	08-ST-005	n/a	300,000	50,000	300,000			650,000
Rail X-ing Safety Improvements - Zachary Lane	08-ST-006	n/a				255,000		255,000
Mill & Overlay Projects	09-ST-004	n/a	1,260,000	620,000	620,000	620,000	620,000	3,740,000
Vicksburg Lane - Old Rockford Rd to Schmidt Lake Rd	09-ST-005	n/a			400,000	9,000,000		9,400,000
Replace Retaining Walls	09-ST-006	n/a	90,000	90,000	90,000	90,000	90,000	450,000
Edge Mill and Overlay Projects	09-ST-007	n/a	2,330,000	2,020,000	2,020,000	2,020,000	2,020,000	10,410,000
Rail X-ing Safety Improvements - Vicksburg Lane	10-ST-003	n/a		255,000				255,000
2012 Street Reconstruction	11-ST-001	n/a	2,440,000					2,440,000
West Medicine Lake & Hwy 55 Intersection	11-ST-002	n/a	40,000	420,000				460,000
Vicksburg Lane - Schmidt Lake Rd to Maple Grove	11-ST-005	n/a				400,000	9,600,000	10,000,000
Concrete Sidewalk Replacement	11-ST-010	n/a	100,000	50,000	50,000	50,000	50,000	300,000
Nathan Lane & CR 10 Intersection	12-ST-002	n/a				100,000	500,000	600,000
Railroad Crossing Channelization	12-ST-006	n/a	40,000					40,000
2013 Street Reconstruction	13-ST-001	n/a	70,000	1,400,000				1,470,000
2014 Street Reconstruction	14-ST-001	n/a		80,000	2,000,000			2,080,000
TH 55 Frontage Road Reconstruction	14-ST-002	n/a	30,000	320,000				350,000
TH 55/Niagara Lane Traffic Signal Replacement	14-ST-003	n/a		200,000	1,150,000			1,350,000
Peony Lane - Schmidt Lake Rd to Maple Grove	15-ST-001	n/a		300,000	7,000,000			7,300,000
2015 Street Reconstruction	15-ST-002	n/a			80,000	2,000,000		2,080,000
2016 Street Reconstruction	19-ST-001	n/a				80,000	2,000,000	2,080,000
Streets Total			7,500,000	5,805,000	13,710,000	17,615,000	14,880,000	59,510,000

Transit								
Small Passenger Bus Replacement	07-TR-001	n/a		180,000				180,000
Large Passenger Bus Replacement	09-TR-002	n/a		1,500,000				1,500,000
Station 169 Transit Facility	10-TR-001	n/a	5,000,000	5,000,000				10,000,000
Bus Garage NW Transit	10-TR-002	n/a		15,000,000				15,000,000
Transit Station Maintenance and Repairs	10-TR-003	n/a	33,000	55,000	43,000	45,000		176,000
Bus Shelter Maintenance and New Shelters	10-TR-004	n/a	200,000	200,000	200,000	200,000		800,000

Department	Project#	Priority	2012	2013	2014	2015	2016	Total
Transit Total			5,233,000	21,935,000	243,000	245,000		27,656,000
Water								
Well Refurbishing	07-W-002	n/a	245,000	255,000	255,000	255,000	255,000	1,265,000
Trunk Watermain Oversizing	08-W-003	n/a	280,000	220,000	220,000	220,000	220,000	1,160,000
Cheshire Ln Trunk Watermain (Fernbrook to CR 47)	09-W-001	n/a	370,000					370,000
Refurbish MIP Water Tower	09-W-003	n/a	550,000					550,000
New Well 17	10-W-002	n/a	700,000					700,000
Refurbish Zachary Water Tower	12-W-001	n/a		70,000	1,000,000			1,070,000
Fiberoptic Telecommunication Connection	12-W-002	n/a	40,000	26,000				66,000
Wells 18 and 19 and New Water Treatment Plant	13-W-002	n/a					7,600,000	7,600,000
Replace Backwash Valves - Zachary WTP	13-W-003	n/a	120,000	120,000				240,000
Refurbish CR 101 Water Tower	14-W-001	n/a	100,000	1,200,000				1,300,000
Water Total			2,405,000	1,891,000	1,475,000	475,000	8,075,000	14,321,000
Water Resources								
Maintain Water Quality Ponds	06-WR-002	n/a	90,000	90,000	90,000	90,000	90,000	450,000
Erosion Repair - Conor Meadows	06-WR-004	n/a	275,000					275,000
Unspecified Drainage Improvements	08-WR-003	n/a	0	250,000	250,000	250,000	250,000	1,000,000
Ranchview/Medina Road Wetland	08-WR-004	n/a	175,000					175,000
Bass Lake Outlet	08-WR-005	n/a	325,000					325,000
Turtle Lake Outlet	08-WR-006	n/a	75,000					75,000
45th Avenue and Nathan SE Corner	10-WR-001	n/a	100,000	200,000				300,000
St. Mary's Park Drainage Improvement	12-WR-001	n/a	50,000	75,000	125,000			250,000
2012 Drainage Improvements	12-WR-002	n/a	400,000	155,000				555,000
Four Seasons Mall Wetland Enhancement	13-WR-001	n/a	100,000	425,000	425,000			950,000
Plymouth Creek Culvert at Fernbrook Lane	14-WR-001	n/a		20,000	200,000			220,000
Elm Creek Stream Restoration	14-WR-002	n/a			100,000	500,000	400,000	1,000,000
The Villages Stream Restoration	14-WR-003	n/a			125,000			125,000
Kilmer Park Pond and Stream Restoration	14-WR-004	n/a		25,000	200,000			225,000
Plymouth Creek Park Stream Restoration	15-WR-001	n/a				50,000	500,000	550,000
Schmidt Lake Storm Sewer Lift Station Rehab.	15-WR-002	n/a			20,000	200,000		220,000
Water Resources Total			1,590,000	1,240,000	1,535,000	1,090,000	1,240,000	6,695,000
GRAND TOTAL			24,242,500	37,092,000	25,185,000	27,439,000	37,719,800	151,678,300

City of Plymouth, Minnesota
Capital Improvement Program
 2012 thru 2016

PROJECTS & FUNDING SOURCES BY DEPARTMENT

Department	Project#	Priority	2012	2013	2014	2015	2016	Total
Central Equipment								
Fire Rescue Vehicle R-21	08-CE-017	n/a	100,000					100,000
Single Axle Plow with Sander 1998 Sterling	09-CE-273	n/a		201,000				201,000
Fire Pickup Grass Rig	10-CE-003	n/a		40,000				40,000
Fire Pickup 4X4 Crew Cab	10-CE-023	n/a	50,000					50,000
Fire RAD SUV	10-CE-030	n/a	35,000					35,000
Fire Deputy Chief SUV	10-CE-032	n/a	35,000					35,000
Wheel Loader with Plow Wing 1995 John Deere 624H	10-CE-200	n/a		270,000				270,000
Sign Truck 2000 Internation with Utility Box	10-CE-247	n/a	106,500					106,500
Single Axle Plow with Sander 1999 Sterling	10-CE-274	n/a			205,000			205,000
Loader Cat IT 12F 1994	10-CE-564	n/a		110,000				110,000
Snow Blower for Loader IT 12F	10-CE-565	n/a		60,000				60,000
One Ton with Plow 2000 F-450 4x4	10-CE-582	n/a		66,000				66,000
Mechanic's Service Truck 1993 F-450 &Service body	10-CE-721	n/a			62,000			62,000
Fire RAD SUV	11-CE-033	n/a			37,000			37,000
Street Sweeper 2003 Elgin Pelican	11-CE-230	n/a		180,000				180,000
Tandem Axle Plow with Sander 2003 Sterling	11-CE-278	n/a			255,000			255,000
Air Compressor 1996 Ingersoll P375	11-CE-319	n/a			35,000			35,000
Building Inspections SUV 2004 Gr Cherokee	11-CE-498	n/a		28,000				28,000
Building Inspections SUV 2004 Grand Cherokee	11-CE-499	n/a		28,000				28,000
Mower 16' 2005 Toro 580 D 4x4	11-CE-530	n/a	109,000					109,000
Sidewalk Machine 2001 Holder	11-CE-540	n/a	114,000					114,000
One Ton 4X4 with Plow 2001 F-350 Forestry	11-CE-585	n/a			62,000			62,000
Police Dodge Charger 2007	12-CE-150	n/a		30,000				30,000
Police Chief SUV 2004 Gr Cherokee	12-CE-191	n/a	29,000					29,000
Skid Steer 90 XT 2002 Case	12-CE-221	n/a	53,000					53,000
Asphalt Planer for Skid Steer 90XT 24"	12-CE-221A	n/a	25,000					25,000
Back Hoe 430 2002 Cat	12-CE-237	n/a			140,000			140,000
Hammer for Back Hoe 430 2002	12-CE-237A	n/a			25,000			25,000
Single Axle Plow with Sander 2002	12-CE-275	n/a				220,000		220,000
Mower 6' with Broom GM 328 4x4 2005	12-CE-528	n/a	47,000					47,000
3/4 Ton Pickup with Plow 2002 Silverado	12-CE-587	n/a	34,000					34,000
3/4 Ton Pickup with Plow 2002 F-250	12-CE-588	n/a	34,000					34,000
3/4 Ton Pickup with Plow 2002 F-250	12-CE-589	n/a	34,000					34,000
Floor Sweeper/Scrubber for Public Works Facility	12-CE-745	n/a			60,000			60,000
Fire Hurst Hydraulic Rescue Equipment	12-CE-FIRE	n/a			40,000			40,000
Regenerative Air Sweeper	12-CE-NEW1	n/a	250,000					250,000

Department	Project#	Priority	2012	2013	2014	2015	2016	Total
Police Squad Cars (6)	12-CE-SQUADS	n/a	174,000					174,000
Police SUV 2003 Tahoe 4x4	13-CE-189	n/a		45,000				45,000
Truck Mounted Patch Unit 2003 Auger style	13-CE-212	n/a			60,000			60,000
4 Door Truck with Crane 2002 International	13-CE-244	n/a			110,000			110,000
One Ton Truck with Plow/ Sander 2003 F-450	13-CE-253	n/a				72,000		72,000
Tandem Axle Plow with Sander 2001 Sterling	13-CE-276	n/a	245,000					245,000
Tandem Axle Plow with Sander 2001 Sterling	13-CE-277	n/a		247,000				247,000
3/4 Ton Pickup with Plow 2005 Chev Reg Cab	13-CE-357	n/a				37,000		37,000
Engineering All Wheel Drive Van 2005 Chev	13-CE-404	n/a				26,000		26,000
Fire Inspections SUV 2005 Grand Cherokee	13-CE-405	n/a				27,000		27,000
Mower 6' with Broom GM 328D 4x4 2006	13-CE-520	n/a		46,000				46,000
All Surface Vehicle Blower RC 60, 2005	13-CE-537	n/a				62,000		62,000
Sidewalk Machine MT Trackless 2005	13-CE-538	n/a		114,000				114,000
Chipper Truck 2003 International low pro	13-CE-590	n/a				77,000		77,000
One Ton Truck with Plow 2003 F-450	13-CE-592	n/a				70,000		70,000
3/4 Ton 4X4 4 Door Pickup 2005 Chev Reg cab	13-CE-594	n/a				37,000		37,000
3/4 Ton Pickup irrigatio Utility Box 2005 Chev	13-CE-595	n/a				39,000		39,000
Police CSO Pickup	13-CE-CSO	n/a		25,000				25,000
Skid Steer	13-CE-NEW1	n/a		45,000				45,000
Portable Generator	13-CE-NEW2	n/a		125,000				125,000
Police Squad Cars (6)	13-CE-SQUADS	n/a		177,000				177,000
Fire Hazmat/Rescue Truck R-11 1994	14-CE-022	n/a			425,000			425,000
Fire Rescue Pumper E-21 2005	14-CE-034	n/a				414,000		414,000
Police Investigator Van 2006 Gr Caravan	14-CE-198	n/a			26,000			26,000
Spray Patcher Roscoe RA300 2004	14-CE-234	n/a			190,000			190,000
3/4 Ton Pickup with Plow F-350 2004	14-CE-245	n/a			36,000			36,000
3/4 Ton Pickup with Plow F-350 2004	14-CE-246	n/a			36,000			36,000
Lowboy Trailer 70,000 lb. 2004	14-CE-255	n/a			78,000			78,000
3/4 Ton Pickup with Plow Chev 2004	14-CE-355	n/a			36,000			36,000
Engineering 1/2 Ton 4X4 Pickup Chev 2004	14-CE-402	n/a			26,000			26,000
Building Inspections Pickup 4X4	14-CE-409	n/a			27,000			27,000
Zero Turn Mower/Snow Blower 6' GM7210 2007	14-CE-521	n/a			47,000			47,000
Mower 16' GM 328D 4x4 2014	14-CE-529	n/a			110,000			110,000
Self Propelled Sprayer Toro 1994	14-CE-561	n/a			37,000			37,000
Water Truck 1500 Gallon Ford 1995	14-CE-563	n/a			142,000			142,000
Park Maintenance Gr Cherokee 2003	14-CE-591	n/a		28,000				28,000
3/4 Ton Pickup with Blizzard Plow Chev 2004	14-CE-593	n/a			36,000			36,000
3/4 Ton Pickup with Plow Chev Ex cab 2006	14-CE-599	n/a					36,000	36,000
Police Squad Cars (8)	14-CE-SQUADS	n/a			264,000			264,000
Fire Chief SUV Trailblazer 2007	15-CE-037	n/a				32,000		32,000
Trench Compactor	15-CE-205	n/a				40,000		40,000
40' Conveyor	15-CE-224	n/a				41,000		41,000
All Surface Vehicle (ASV) RC 100 w/ attac 2005	15-CE-233	n/a				100,000		100,000
Tack Distributer Rosco 1,100 gals 2000	15-CE-256A	n/a				82,000		82,000

Department	Project#	Priority	2012	2013	2014	2015	2016	Total
One Ton Truck (Lift Stations) F-450 2005	15-CE-358	n/a				71,000		71,000
6' mower GM7210D Zero Turn 2008	15-CE-5000	n/a				49,000		49,000
6' mower Zero Turn GM 7210D 2008	15-CE-5001	n/a				49,000		49,000
Utility Tractor JD 5300 1995	15-CE-569	n/a				40,000		40,000
3/4 Ton Pickup 4 door Chev 2005	15-CE-594	n/a				37,000		37,000
3/4 Ton Pickup. Irrigat Fiberglass Uti Box 2005	15-CE-595	n/a				36,000		36,000
Police Squad Cars (8)	15-CE-SQUADS	n/a				268,000		268,000
Fire Heavy Duty Pickup	16-CE-036	n/a					33,500	33,500
Police Investigator Pickup	16-CE-1700	n/a					26,000	26,000
Police CSO 1/2 Ton Pickup	16-CE-1705	n/a					28,300	28,300
Tandem Axle Plow with Sander	16-CE-280	n/a					267,000	267,000
Tandem Axle Plow with Sander	16-CE-281	n/a					267,000	267,000
Hydo-Seeder	16-CE-303	n/a					35,000	35,000
Jet/Vactor Truck and Attachments	16-CE-354	n/a					367,000	367,000
Meter Repair Truck with Utility Box	16-CE-366	n/a					32,000	32,000
Building Inspections Pickup 4X4.	16-CE-411	n/a					27,000	27,000
Water Truck 2000 Gallon GMCRosco 1999	16-CE-576	n/a					185,000	185,000
3/4 Ton Pickup with Plow	16-CE-599	n/a					36,000	36,000
Mower 6' with Broom	16-CE-MOWER	n/a					55,000	55,000
Police Squad Cars (10)	16-CE-SQUADS	n/a					260,000	260,000

Central Equipment Total	1,474,500	1,865,000	2,607,000	1,926,000	1,654,800	9,527,300
--------------------------------	------------------	------------------	------------------	------------------	------------------	------------------

Central Equipment Fund	1,189,500	1,685,000	2,530,000	1,926,000	1,621,300	8,951,800
General Fund		10,000	40,000		33,500	83,500
Grants	35,000		37,000			72,000
Water Fund		147,500				147,500
Water Resources Fund	250,000	22,500				272,500
Central Equipment Total	1,474,500	1,865,000	2,607,000	1,926,000	1,654,800	9,527,300

Grand Total	1,474,500	1,865,000	2,607,000	1,926,000	1,654,800	9,527,300
--------------------	------------------	------------------	------------------	------------------	------------------	------------------

Project # 08-CE-017
Project Name Fire Rescue Vehicle R-21

Department Central Equipment
Contact
Type Equipment
Useful Life
Category Public Works
Priority

Description

Fire rescue unit R-21.

Justification

In 2009, the Fire Department and Central Equipment determined that it would be more cost effective to replace R-21 with medium duty similar to R-31.

Expenditures	2012	2013	2014	2015	2016	Total
Equip/Vehicles/Furnishings	100,000					100,000
Total	100,000					100,000

Funding Sources	2012	2013	2014	2015	2016	Total
Central Equipment Fund	100,000					100,000
Total	100,000					100,000

Project # 09-CE-273
Project Name Single Axle Plow with Sander 1998 Sterling

Department Central Equipment
Contact
Type Equipment
Useful Life
Category Public Works
Priority

Description

Single axle dump truck used for snow removal, ice control and summer project support.

Justification

Scheduled replacement in 2009. Need to replace will be re-evaluated in programmed year.

Expenditures	2012	2013	2014	2015	2016	Total
Equip/Vehicles/Furnishings		201,000				201,000
Total		201,000				201,000

Funding Sources	2012	2013	2014	2015	2016	Total
Central Equipment Fund		201,000				201,000
Total		201,000				201,000

Project # 10-CE-003
Project Name Fire Pickup Grass Rig

Department Central Equipment
Contact
Type Equipment
Useful Life
Category Public Works
Priority

Description

3/4 ton 4X4 pickup with extended cab and water pump (G-21).

Justification

In 2009, the Fire Department and Central Equipment determined that it would be more cost effective to replace only the fire fighting equipment and retain the vehicle. The fire fighting equipment is mounted on a skid that can be purchased for \$10,000. The chasis would be replaced in 2013 and the new fire skid would be reused on the new chasis. The Fire Department would like to upgrade the chasis to an extended cab and add a winch.

Expenditures	2012	2013	2014	2015	2016	Total
Equip/Vehicles/Furnishings		40,000				40,000
Total		40,000				40,000

Funding Sources	2012	2013	2014	2015	2016	Total
Central Equipment Fund		30,000				30,000
General Fund		10,000				10,000
Total		40,000				40,000

Project # 10-CE-023
Project Name Fire Pickup 4X4 Crew Cab

Department Central Equipment
Contact
Type Equipment
Useful Life
Category Public Works
Priority

Description

U-21 Ford F350 4X4 Crew Cab.

Justification

This replacement was moved out to 2012 based on mileage and use.

Expenditures	2012	2013	2014	2015	2016	Total
Equip/Vehicles/Furnishings	50,000					50,000
Total	50,000					50,000

Funding Sources	2012	2013	2014	2015	2016	Total
Central Equipment Fund	50,000					50,000
Total	50,000					50,000

Project # 10-CE-030
Project Name Fire RAD SUV

Department Central Equipment
Contact
Type Equipment
Useful Life
Category Public Works
Priority

Description

U-22 Ford Expedition 4X4.

Justification

Replacement of this vehicle is dependant upon RAD grant funding.

Expenditures	2012	2013	2014	2015	2016	Total
Equip/Vehicles/Furnishings	35,000					35,000
Total	35,000					35,000

Funding Sources	2012	2013	2014	2015	2016	Total
Grants	35,000					35,000
Total	35,000					35,000

Project # 10-CE-032
Project Name Fire Deputy Chief SUV

Department Central Equipment
Contact
Type Equipment
Useful Life
Category Public Works
Priority

Description

2002 Jeep Grand Cherokee Laredo 4X4.

Justification

This replacement was moved out to 2012 based on mileage and use.

Expenditures	2012	2013	2014	2015	2016	Total
Equip/Vehicles/Furnishings	35,000					35,000
Total	35,000					35,000

Funding Sources	2012	2013	2014	2015	2016	Total
Central Equipment Fund	35,000					35,000
Total	35,000					35,000

Project # 10-CE-200
Project Name Wheel Loader with Plow Wing 1995 John Deere 624H

Department Central Equipment
Contact
Type Equipment
Useful Life
Category Public Works
Priority

Description

Wheel Loader used for snow plowing and loading work throughout the year.

Justification

Scheduled replacement in 2010. Need to replace will be re-evaluated in programmed year.

Expenditures	2012	2013	2014	2015	2016	Total
Equip/Vehicles/Furnishings		270,000				270,000
Total		270,000				270,000

Funding Sources	2012	2013	2014	2015	2016	Total
Central Equipment Fund		270,000				270,000
Total		270,000				270,000

Project # 10-CE-247
Project Name Sign Truck 2000 Internation with Utility Box

Department Central Equipment
Contact
Type Equipment
Useful Life
Category Public Works
Priority

Description

Truck used for traffic signs, materials and equipment and street markers.

Justification

Scheduled replacement in 2010. Need to replace will be re-evaluated in programmed year.

Expenditures	2012	2013	2014	2015	2016	Total
Equip/Vehicles/Furnishings	106,500					106,500
Total	106,500					106,500

Funding Sources	2012	2013	2014	2015	2016	Total
Central Equipment Fund	106,500					106,500
Total	106,500					106,500

Project # 10-CE-274
Project Name Single Axle Plow with Sander 1999 Sterling

Department Central Equipment
Contact
Type Equipment
Useful Life
Category Public Works
Priority

Description

Single axle dump truck used for snow removal, ice control and summer project support.

Justification

Scheduled replacement in 2010. Need to replace will be re-evaluated in programmed year.

Expenditures	2012	2013	2014	2015	2016	Total
Equip/Vehicles/Furnishings			205,000			205,000
Total			205,000			205,000

Funding Sources	2012	2013	2014	2015	2016	Total
Central Equipment Fund			205,000			205,000
Total			205,000			205,000

Project # 10-CE-564
Project Name Loader Cat IT 12F 1994

Department Central Equipment
Contact
Type Equipment
Useful Life
Category Public Works
Priority

Description

Caterpillar Loader IT 12F.

Justification

Scheduled replacement in 2010. Need to replace will be re-evaluated in programmed year.

Expenditures	2012	2013	2014	2015	2016	Total
Equip/Vehicles/Furnishings		110,000				110,000
Total		110,000				110,000

Funding Sources	2012	2013	2014	2015	2016	Total
Central Equipment Fund		110,000				110,000
Total		110,000				110,000

Project # 10-CE-565
Project Name Snow Blower for Loader IT 12F

Department Central Equipment
Contact
Type Equipment
Useful Life
Category Public Works
Priority

Description

Snow blower attachment for Caterpillar Loader IT 12F.

Justification

Scheduled replacement in 2010. Need to replace will be re-evaluated in programmed year.

Expenditures	2012	2013	2014	2015	2016	Total
Equip/Vehicles/Furnishings		60,000				60,000
Total		60,000				60,000

Funding Sources	2012	2013	2014	2015	2016	Total
Central Equipment Fund		60,000				60,000
Total		60,000				60,000

Project # 10-CE-582
Project Name One Ton with Plow 2000 F-450 4x4

Department Central Equipment
Contact
Type Equipment
Useful Life
Category Public Works
Priority

Description

One ton with plow.

Justification

Scheduled replacement in 2010. Need to replace will be re-evaluated in programmed year.
 Truck box and frame was sandblasted and painted in March of 2010.
 Move replacement out 2 years and re evaluate

Expenditures	2012	2013	2014	2015	2016	Total
Equip/Vehicles/Furnishings		66,000				66,000
Total		66,000				66,000

Funding Sources	2012	2013	2014	2015	2016	Total
Central Equipment Fund		66,000				66,000
Total		66,000				66,000

Project # 10-CE-721
Project Name Mechanic's Service Truck 1993 F-450 & Service body

Department Central Equipment
Contact
Type Equipment
Useful Life
Category Public Works
Priority

Description

Mechanic's service truck for field repairs.

Justification

Scheduled replacement in 2010. Need to replace will be re-evaluated in programmed year.

Expenditures	2012	2013	2014	2015	2016	Total
Equip/Vehicles/Furnishings			62,000			62,000
Total			62,000			62,000

Funding Sources	2012	2013	2014	2015	2016	Total
Central Equipment Fund			62,000			62,000
Total			62,000			62,000

Project # 11-CE-033
Project Name Fire RAD SUV

Department Central Equipment
Contact
Type Equipment
Useful Life
Category Public Works
Priority

Description

U-31 Ford Expedition 4X4.

Justification

Replacement of this vehicle is dependant upon RAD grant funding.

Expenditures	2012	2013	2014	2015	2016	Total
Equip/Vehicles/Furnishings			37,000			37,000
Total			37,000			37,000

Funding Sources	2012	2013	2014	2015	2016	Total
Grants			37,000			37,000
Total			37,000			37,000

Project # 11-CE-230
Project Name Street Sweeper 2003 Elgin Pelican

Department Central Equipment
Contact
Type Equipment
Useful Life
Category Public Works
Priority

Description

Elgin Pelican broom street sweeper.

Justification

In 2009, Central Equipment determined that it would be more cost effective to replace the street sweeper with a regenerative air sweeper. The broom sweeper will be retained for light duty and storm debris clean-up.

Expenditures	2012	2013	2014	2015	2016	Total
Equip/Vehicles/Furnishings		180,000				180,000
Total		180,000				180,000

Funding Sources	2012	2013	2014	2015	2016	Total
Central Equipment Fund		180,000				180,000
Total		180,000				180,000

Project # 11-CE-278
Project Name Tandem Axle Plow with Sander 2003 Sterling

Department Central Equipment
Contact
Type Equipment
Useful Life
Category Public Works
Priority

Description

Tandem axle dump truck used for snow removal, ice control and summer project support.

Justification

Scheduled replacement in 2011. Need to replace will be re-evaluated in programmed year.

Expenditures	2012	2013	2014	2015	2016	Total
Equip/Vehicles/Furnishings			255,000			255,000
Total			255,000			255,000

Funding Sources	2012	2013	2014	2015	2016	Total
Central Equipment Fund			255,000			255,000
Total			255,000			255,000

Project # 11-CE-319
Project Name Air Compressor 1996 Ingersoll P375

Department Central Equipment
Contact
Type Equipment
Useful Life
Category Public Works
Priority

Description

Air Compressor, 375 cfs, used to blow irrigation lines and jack hammering.

Justification

Scheduled replacement in 2011. Need to replace will be re-evaluated in programmed year.

Expenditures	2012	2013	2014	2015	2016	Total
Equip/Vehicles/Furnishings			35,000			35,000
Total			35,000			35,000

Funding Sources	2012	2013	2014	2015	2016	Total
Central Equipment Fund			35,000			35,000
Total			35,000			35,000

Project # 11-CE-498
Project Name Building Inspections SUV 2004 Gr Cherokee

Department Central Equipment
Contact
Type Equipment
Useful Life
Category Public Works
Priority

Description

Building Inspections SUV. The replacement vehicle will be a light duty pickup.

Justification

Scheduled replacement in 2011. Need to replace will be re-evaluated in programmed year.

Expenditures	2012	2013	2014	2015	2016	Total
Equip/Vehicles/Furnishings		28,000				28,000
Total		28,000				28,000

Funding Sources	2012	2013	2014	2015	2016	Total
Central Equipment Fund		28,000				28,000
Total		28,000				28,000

Project # 11-CE-499
Project Name Building Inspections SUV 2004 Grand Cherokee

Department Central Equipment
Contact
Type Equipment
Useful Life
Category Public Works
Priority

Description

Building Inspections SUV. The replacement vehicle will be a light duty pickup.

Justification

Scheduled replacement in 2011. Need to replace will be re-evaluated in programmed year.

Expenditures	2012	2013	2014	2015	2016	Total
Equip/Vehicles/Furnishings		28,000				28,000
Total		28,000				28,000

Funding Sources	2012	2013	2014	2015	2016	Total
Central Equipment Fund		28,000				28,000
Total		28,000				28,000

Project # 11-CE-530
Project Name Mower 16' 2005 Toro 580 D 4x4

Department Central Equipment
Contact
Type Equipment
Useful Life
Category Public Works
Priority

Description

16 foot mower for park maintenance activities.

Justification

Scheduled replacement in 2011. Need to replace will be re-evaluated in programmed year.

Expenditures	2012	2013	2014	2015	2016	Total
Equip/Vehicles/Furnishings	109,000					109,000
Total	109,000					109,000

Funding Sources	2012	2013	2014	2015	2016	Total
Central Equipment Fund	109,000					109,000
Total	109,000					109,000

Project # 11-CE-540
Project Name Sidewalk Machine 2001 Holder

Department Central Equipment
Contact
Type Equipment
Useful Life
Category Public Works
Priority

Description

Sidewalk plowing machine.

Justification

Scheduled replacement in 2011. Need to replace will be re-evaluated in programmed year.

Expenditures	2012	2013	2014	2015	2016	Total
Equip/Vehicles/Furnishings	114,000					114,000
Total	114,000					114,000

Funding Sources	2012	2013	2014	2015	2016	Total
Central Equipment Fund	114,000					114,000
Total	114,000					114,000

Project # 11-CE-585
Project Name One Ton 4X4 with Plow 2001 F-350 Forestry

Department Central Equipment
Contact
Type Equipment
Useful Life
Category Public Works
Priority

Description

One ton 4X4 with plow.

Justification

Scheduled replacement in 2011. Need to replace will be re-evaluated in programmed year.

Expenditures	2012	2013	2014	2015	2016	Total
Equip/Vehicles/Furnishings			62,000			62,000
Total			62,000			62,000

Funding Sources	2012	2013	2014	2015	2016	Total
Central Equipment Fund			62,000			62,000
Total			62,000			62,000

Project # 12-CE-150
Project Name Police Dodge Charger 2007

Department Central Equipment
Contact
Type Unassigned
Useful Life
Category Public Works
Priority

Description

Replace 2007 Dodge Charger.

Justification

Scheduled replacement in 2012. Need to replace will be re-evaluated in programmed year.

Expenditures	2012	2013	2014	2015	2016	Total
Equip/Vehicles/Furnishings		30,000				30,000
Total		30,000				30,000

Funding Sources	2012	2013	2014	2015	2016	Total
Central Equipment Fund		30,000				30,000
Total		30,000				30,000

Project # 12-CE-191
Project Name Police Chief SUV 2004 Gr Cherokee

Department Central Equipment
Contact
Type Equipment
Useful Life
Category Public Works
Priority

Description

2004 Jeep Grand Cherokee Laredo 4X4.

Justification

Scheduled replacement in 2012. Need to replace will be re-evaluated in programmed year.

Expenditures	2012	2013	2014	2015	2016	Total
Equip/Vehicles/Furnishings	29,000					29,000
Total	29,000					29,000

Funding Sources	2012	2013	2014	2015	2016	Total
Central Equipment Fund	29,000					29,000
Total	29,000					29,000

Project # 12-CE-221
Project Name Skid Steer 90 XT 2002 Case

Department Central Equipment
Contact
Type Equipment
Useful Life
Category Public Works
Priority

Description

Skid Steer 90 XT used for street maintenance activities.

Justification

Scheduled replacement in 2012. Need to replace will be re-evaluated in programmed year.

Expenditures	2012	2013	2014	2015	2016	Total
Equip/Vehicles/Furnishings	53,000					53,000
Total	53,000					53,000

Funding Sources	2012	2013	2014	2015	2016	Total
Central Equipment Fund	53,000					53,000
Total	53,000					53,000

Project # 12-CE-221A
Project Name Asphalt Planer for Skid Steer 90XT 24"

Department Central Equipment
Contact
Type Equipment
Useful Life
Category Public Works
Priority

Description

24" milling machine mounted on Skid Steer 90XT.

Justification

Scheduled replacement in 2012. Need to replace will be re-evaluated in programmed year.

Expenditures	2012	2013	2014	2015	2016	Total
Equip/Vehicles/Furnishings	25,000					25,000
Total	25,000					25,000

Funding Sources	2012	2013	2014	2015	2016	Total
Central Equipment Fund	25,000					25,000
Total	25,000					25,000

Project # 12-CE-237
Project Name Back Hoe 430 2002 Cat

Department Central Equipment
Contact
Type Equipment
Useful Life
Category Public Works
Priority

Description

430 Caterpillar back hoe.

Justification

Scheduled replacement in 2012. Need to replace will be re-evaluated in programmed year.

Expenditures	2012	2013	2014	2015	2016	Total
Equip/Vehicles/Furnishings			140,000			140,000
Total			140,000			140,000

Funding Sources	2012	2013	2014	2015	2016	Total
Central Equipment Fund			140,000			140,000
Total			140,000			140,000

Project # 12-CE-237A
Project Name Hammer for Back Hoe 430 2002

Department Central Equipment
Contact
Type Equipment
Useful Life
Category Public Works
Priority

Description

Hammer attachment for 430 Caterpillar back hoe.

Justification

Scheduled replacement in 2012. Need to replace will be re-evaluated in programmed year.

Expenditures	2012	2013	2014	2015	2016	Total
Equip/Vehicles/Furnishings			25,000			25,000
Total			25,000			25,000

Funding Sources	2012	2013	2014	2015	2016	Total
Central Equipment Fund			25,000			25,000
Total			25,000			25,000

Project # 12-CE-275
Project Name Single Axle Plow with Sander 2002

Department Central Equipment
Contact
Type Equipment
Useful Life
Category Public Works
Priority

Description

Single axle dump truck used for snow removal, ice control and summer project support.

Justification

Scheduled replacement in 2012. Need to replace will be re-evaluated in programmed year.

Expenditures	2012	2013	2014	2015	2016	Total
Equip/Vehicles/Furnishings				220,000		220,000
Total				220,000		220,000

Funding Sources	2012	2013	2014	2015	2016	Total
Central Equipment Fund				220,000		220,000
Total				220,000		220,000

Project # 12-CE-528
Project Name Mower 6' with Broom GM 328 4x4 2005

Department Central Equipment
Contact
Type Equipment
Useful Life
Category Public Works
Priority

Description

Mower 6' with broom.

Justification

Scheduled replacement in 2012. Need to replace will be re-evaluated in programmed year.

Expenditures	2012	2013	2014	2015	2016	Total
Equip/Vehicles/Furnishings	47,000					47,000
Total	47,000					47,000

Funding Sources	2012	2013	2014	2015	2016	Total
Central Equipment Fund	47,000					47,000
Total	47,000					47,000

Project # 12-CE-587
Project Name 3/4 Ton Pickup with Plow 2002 Silverado

Department Central Equipment
Contact
Type Equipment
Useful Life
Category Public Works
Priority

Description

3/4 ton Pickup with plow.

Justification

Scheduled replacement in 2012. Need to replace will be re-evaluated in programmed year.

Expenditures	2012	2013	2014	2015	2016	Total
Equip/Vehicles/Furnishings	34,000					34,000
Total	34,000					34,000

Funding Sources	2012	2013	2014	2015	2016	Total
Central Equipment Fund	34,000					34,000
Total	34,000					34,000

Project # 12-CE-588
Project Name 3/4 Ton Pickup with Plow 2002 F-250

Department Central Equipment
Contact
Type Equipment
Useful Life
Category Public Works
Priority

Description

3/4 ton Pickup with plow.

Justification

Scheduled replacement in 2012. Need to replace will be re-evaluated in programmed year.

Expenditures	2012	2013	2014	2015	2016	Total
Equip/Vehicles/Furnishings	34,000					34,000
Total	34,000					34,000

Funding Sources	2012	2013	2014	2015	2016	Total
Central Equipment Fund	34,000					34,000
Total	34,000					34,000

Project # 12-CE-589
Project Name 3/4 Ton Pickup with Plow 2002 F-250

Department Central Equipment
Contact
Type Equipment
Useful Life
Category Public Works
Priority

Description

3/4 ton Pickup with plow.

Justification

Scheduled replacement in 2012. Need to replace will be re-evaluated in programmed year.

Expenditures	2012	2013	2014	2015	2016	Total
Equip/Vehicles/Furnishings	34,000					34,000
Total	34,000					34,000

Funding Sources	2012	2013	2014	2015	2016	Total
Central Equipment Fund	34,000					34,000
Total	34,000					34,000

Project # 12-CE-745
Project Name Floor Sweeper/Scrubber for Public Works Facility

Department Central Equipment
Contact
Type Equipment
Useful Life
Category Public Works
Priority

Description

Floor sweeper and scrubber for Public Works Facility.

Justification

Scheduled replacement in 2012. Need to replace will be re-evaluated in programmed year.

Expenditures	2012	2013	2014	2015	2016	Total
Equip/Vehicles/Furnishings			60,000			60,000
Total			60,000			60,000

Funding Sources	2012	2013	2014	2015	2016	Total
Central Equipment Fund			60,000			60,000
Total			60,000			60,000

Project # 12-CE-FIRE
Project Name Fire Hurst Hydraulic Rescue Equipment

Department Central Equipment
Contact
Type Equipment
Useful Life
Category Public Works
Priority

Description

HURST hydraulic rescue equipment replacement.

Justification

Scheduled replacement in 2012. Need to replace will be re-evaluated in programmed year.

Expenditures	2012	2013	2014	2015	2016	Total
Equip/Vehicles/Furnishings			40,000			40,000
Total			40,000			40,000

Funding Sources	2012	2013	2014	2015	2016	Total
General Fund			40,000			40,000
Total			40,000			40,000

Project # 12-CE-NEW1
Project Name Regenerative Air Sweeper

Department Central Equipment
Contact
Type Equipment
Useful Life
Category Public Works
Priority

Description

New regenerative air sweeper for continual street sweeping during summer months. The regenerative air sweeper would be used in lieu of contracting for those services.

Justification

Street sweeping has proven to be a cost effective water quality BMP. The City contracts for 3 regenerative air sweeps of the entire city for a total of approximately \$150,000.

Expenditures	2012	2013	2014	2015	2016	Total
Equip/Vehicles/Furnishings	250,000					250,000
Total	250,000					250,000

Funding Sources	2012	2013	2014	2015	2016	Total
Water Resources Fund	250,000					250,000
Total	250,000					250,000

Project # 12-CE-SQUADS
Project Name Police Squad Cars (6)

Department Central Equipment
Contact
Type Equipment
Useful Life
Category Public Works
Priority

Description

8 squad cars @ \$32,000 each. The cost increase is reflective of the discontinuation of Ford Crown Victoria production. New squads may require new equipment and accessories.

Justification

Scheduled replacement in 2012. Need to replace will be re-evaluated in programmed year.

Expenditures	2012	2013	2014	2015	2016	Total
Equip/Vehicles/Furnishings	174,000					174,000
Total	174,000					174,000

Funding Sources	2012	2013	2014	2015	2016	Total
Central Equipment Fund	174,000					174,000
Total	174,000					174,000

Project # 13-CE-189
Project Name Police SUV 2003 Tahoe 4x4

Department Central Equipment
Contact
Type Equipment
Useful Life
Category Public Works
Priority

Description

2003 Tahoe 4X4 4 door replaced.

Justification

Scheduled replacement in 2013. Need to replace will be re-evaluated in programmed year.

Expenditures	2012	2013	2014	2015	2016	Total
Equip/Vehicles/Furnishings		45,000				45,000
Total		45,000				45,000

Funding Sources	2012	2013	2014	2015	2016	Total
Central Equipment Fund		45,000				45,000
Total		45,000				45,000

Project # 13-CE-212
Project Name Truck Mounted Patch Unit 2003 Auger style

Department Central Equipment
Contact
Type Equipment
Useful Life
Category Public Works
Priority

Description

Truck mounted asphalt patching unit for street maintenance activities.

Justification

Scheduled replacement in 2013. Need to replace will be re-evaluated in programmed year.

Expenditures	2012	2013	2014	2015	2016	Total
Equip/Vehicles/Furnishings			60,000			60,000
Total			60,000			60,000

Funding Sources	2012	2013	2014	2015	2016	Total
Central Equipment Fund			60,000			60,000
Total			60,000			60,000

Project # 13-CE-244
Project Name 4 Door Truck with Crane 2002 International

Department Central Equipment
Contact
Type Equipment
Useful Life
Category Public Works
Priority

Description

4 door utility truck with crane.

Justification

Scheduled replacement in 2013. Need to replace will be re-evaluated in programmed year.

Expenditures	2012	2013	2014	2015	2016	Total
Equip/Vehicles/Furnishings			110,000			110,000
Total			110,000			110,000

Funding Sources	2012	2013	2014	2015	2016	Total
Central Equipment Fund			110,000			110,000
Total			110,000			110,000

Project # 13-CE-253
Project Name One Ton Truck with Plow/ Sander 2003 F-450

Department Central Equipment
Contact
Type Equipment
Useful Life
Category Public Works
Priority

Description

One ton truck with plow.

Justification

Scheduled replacement in 2013. Need to replace will be re-evaluated in programmed year.

Expenditures	2012	2013	2014	2015	2016	Total
Equip/Vehicles/Furnishings				72,000		72,000
Total				72,000		72,000

Funding Sources	2012	2013	2014	2015	2016	Total
Central Equipment Fund				72,000		72,000
Total				72,000		72,000

Project # 13-CE-276
Project Name Tandem Axle Plow with Sander 2001 Sterling

Department Central Equipment
Contact
Type Equipment
Useful Life
Category Public Works
Priority

Description

Tandem axle dump truck used for snow removal, ice control and summer project support.

Justification

Scheduled replacement in 2013. Need to replace will be re-evaluated in programmed year.

Expenditures	2012	2013	2014	2015	2016	Total
Equip/Vehicles/Furnishings	245,000					245,000
Total	245,000					245,000

Funding Sources	2012	2013	2014	2015	2016	Total
Central Equipment Fund	245,000					245,000
Total	245,000					245,000

Project # 13-CE-277
Project Name Tandem Axle Plow with Sander 2001 Sterling

Department Central Equipment
Contact
Type Equipment
Useful Life
Category Public Works
Priority

Description

Tandem axle dump truck used for snow removal, ice control and summer project support.

Justification

Scheduled replacement in 2013. Need to replace will be re-evaluated in programmed year.

Expenditures	2012	2013	2014	2015	2016	Total
Equip/Vehicles/Furnishings		247,000				247,000
Total		247,000				247,000

Funding Sources	2012	2013	2014	2015	2016	Total
Central Equipment Fund		247,000				247,000
Total		247,000				247,000

Project # 13-CE-357
Project Name 3/4 Ton Pickup with Plow 2005 Chev Reg Cab

Department Central Equipment
Contact
Type Equipment
Useful Life
Category Public Works
Priority

Description

3/4 ton Pickup with plow.

Justification

Scheduled replacement in 2013. Need to replace will be re-evaluated in programmed year.

Expenditures	2012	2013	2014	2015	2016	Total
Equip/Vehicles/Furnishings				37,000		37,000
Total				37,000		37,000

Funding Sources	2012	2013	2014	2015	2016	Total
Central Equipment Fund				37,000		37,000
Total				37,000		37,000

Project # 13-CE-404
Project Name Engineering All Wheel Drive Van 2005 Chev

Department Central Equipment
Contact
Type Equipment
Useful Life
Category Public Works
Priority

Description

All wheel drive van used by Engineering for construction inspection.

Justification

Scheduled replacement in 2013. Need to replace will be re-evaluated in programmed year.

Expenditures	2012	2013	2014	2015	2016	Total
Equip/Vehicles/Furnishings				26,000		26,000
Total				26,000		26,000

Funding Sources	2012	2013	2014	2015	2016	Total
Central Equipment Fund				26,000		26,000
Total				26,000		26,000

Project # 13-CE-405
Project Name Fire Inspections SUV 2005 Grand Cherokee

Department Central Equipment
Contact
Type Equipment
Useful Life
Category Public Works
Priority

Description

Building Inspections SUV. The replacement vehicle will be a light duty pickup.

Justification

Scheduled replacement in 2013. Need to replace will be re-evaluated in programmed year.

Expenditures	2012	2013	2014	2015	2016	Total
Equip/Vehicles/Furnishings				27,000		27,000
Total				27,000		27,000

Funding Sources	2012	2013	2014	2015	2016	Total
Central Equipment Fund				27,000		27,000
Total				27,000		27,000

Project # 13-CE-520
Project Name Mower 6' with Broom GM 328D 4x4 2006

Department Central Equipment
Contact
Type Equipment
Useful Life
Category Public Works
Priority

Description

Mower 6' with broom.

Justification

Scheduled replacement in 2013. Need to replace will be re-evaluated in programmed year.

Expenditures	2012	2013	2014	2015	2016	Total
Equip/Vehicles/Furnishings		46,000				46,000
Total		46,000				46,000

Funding Sources	2012	2013	2014	2015	2016	Total
Central Equipment Fund		46,000				46,000
Total		46,000				46,000

Project # 13-CE-537
Project Name All Surface Vehicle Blower RC 60, 2005

Department Central Equipment
Contact
Type Equipment
Useful Life
Category Public Works
Priority

Description

All Surface Vehicle (ASV) skid steer Blower/Pallet Forks.

Justification

Scheduled replacement in 2013. Need to replace will be re-evaluated in programmed year.

Expenditures	2012	2013	2014	2015	2016	Total
Equip/Vehicles/Furnishings				62,000		62,000
Total				62,000		62,000

Funding Sources	2012	2013	2014	2015	2016	Total
Central Equipment Fund				62,000		62,000
Total				62,000		62,000

Project # 13-CE-538
Project Name Sidewalk Machine MT Trackless 2005

Department Central Equipment
Contact
Type Equipment
Useful Life
Category Public Works
Priority

Description

Sidewalk plowing machine.

Justification

Scheduled replacement in 2013. Need to replace will be re-evaluated in programmed year.

Expenditures	2012	2013	2014	2015	2016	Total
Equip/Vehicles/Furnishings		114,000				114,000
Total		114,000				114,000

Funding Sources	2012	2013	2014	2015	2016	Total
Central Equipment Fund		114,000				114,000
Total		114,000				114,000

Project # 13-CE-590
Project Name Chipper Truck 2003 International low pro

Department Central Equipment
Contact
Type Equipment
Useful Life
Category Public Works
Priority

Description

Collection truck for wood chipping.

Justification

Scheduled replacement in 2013. Need to replace will be re-evaluated in programmed year.

Expenditures	2012	2013	2014	2015	2016	Total
Equip/Vehicles/Furnishings				77,000		77,000
Total				77,000		77,000

Funding Sources	2012	2013	2014	2015	2016	Total
Central Equipment Fund				77,000		77,000
Total				77,000		77,000

Project # 13-CE-592
Project Name One Ton Truck with Plow 2003 F-450

Department Central Equipment
Contact
Type Equipment
Useful Life
Category Public Works
Priority

Description

One ton truck with plow.

Justification

Scheduled replacement in 2013. Need to replace will be re-evaluated in programmed year.

Expenditures	2012	2013	2014	2015	2016	Total
Equip/Vehicles/Furnishings				70,000		70,000
Total				70,000		70,000

Funding Sources	2012	2013	2014	2015	2016	Total
Central Equipment Fund				70,000		70,000
Total				70,000		70,000

Project # 13-CE-594
Project Name 3/4 Ton 4X4 4 Door Pickup 2005 Chev Reg cab

Department Central Equipment
Contact
Type Equipment
Useful Life
Category Public Works
Priority

Description

3/4 ton 4X4 four door pickup.

Justification

Scheduled replacement in 2013. Need to replace will be re-evaluated in programmed year.

Expenditures	2012	2013	2014	2015	2016	Total
Equip/Vehicles/Furnishings				37,000		37,000
Total				37,000		37,000

Funding Sources	2012	2013	2014	2015	2016	Total
Central Equipment Fund				37,000		37,000
Total				37,000		37,000

Project # 13-CE-595
Project Name 3/4 Ton Pickup irrigatio Utility Box 2005 Chev

Department Central Equipment
Contact
Type Equipment
Useful Life
Category Public Works
Priority

Description

3/4 ton Pickup with utility box for irrigation maintenance.

Justification

Scheduled replacement in 2013. Need to replace will be re-evaluated in programmed year.

Expenditures	2012	2013	2014	2015	2016	Total
Equip/Vehicles/Furnishings				39,000		39,000
Total				39,000		39,000

Funding Sources	2012	2013	2014	2015	2016	Total
Central Equipment Fund				39,000		39,000
Total				39,000		39,000

Project # 13-CE-CSO
Project Name Police CSO Pickup

Department Central Equipment
Contact
Type Equipment
Useful Life
Category Public Works
Priority

Description

Police CSO pickup replacement.

Justification

Scheduled replacement in 2013. Need to replace will be re-evaluated in programmed year.

Expenditures	2012	2013	2014	2015	2016	Total
Equip/Vehicles/Furnishings		25,000				25,000
Total		25,000				25,000

Funding Sources	2012	2013	2014	2015	2016	Total
Central Equipment Fund		25,000				25,000
Total		25,000				25,000

Project # 13-CE-NEW1
Project Name Skid Steer

Department Central Equipment
Contact
Type Equipment
Useful Life
Category Public Works
Priority

Description

Skid Steer used for utilities maintenance and drainage activities. An additional skid steer will make scheduling repairs more timely.

Justification

The street maintenance division is utilizing the existing skid steers more heavily under the new pavement management program and skid steer availability is becoming an issue.

Expenditures	2012	2013	2014	2015	2016	Total
Equip/Vehicles/Furnishings		45,000				45,000
Total		45,000				45,000

Funding Sources	2012	2013	2014	2015	2016	Total
Water Fund		22,500				22,500
Water Resources Fund		22,500				22,500
Total		45,000				45,000

Project # 13-CE-NEW2
Project Name Portable Generator

Department Central Equipment
Contact
Type Equipment
Useful Life
Category Public Works
Priority

Description

Additional submersible wells (no builing or on-site generator) require portable power generation for reliable power in the event of a power failure. Generator size will depend on the size of the pump motor in the newest well (to be determined).

Justification

The newest well and several existing wells are located in the area with continued power reliability issues.

Expenditures	2012	2013	2014	2015	2016	Total
Equip/Vehicles/Furnishings		125,000				125,000
Total		125,000				125,000

Funding Sources	2012	2013	2014	2015	2016	Total
Water Fund		125,000				125,000
Total		125,000				125,000

Project # 13-CE-SQUADS
Project Name Police Squad Cars (6)

Department Central Equipment
Contact
Type Equipment
Useful Life
Category Public Works
Priority

Description

8 squad cars @ \$32,500 each. The cost increase is reflective of the discontinuation of Ford Crown Victoria production. New squads may require new equipment and accessories.

Justification

Scheduled replacement in 2013. Need to replace will be re-evaluated in programmed year.

Expenditures	2012	2013	2014	2015	2016	Total
Equip/Vehicles/Furnishings		177,000				177,000
Total		177,000				177,000

Funding Sources	2012	2013	2014	2015	2016	Total
Central Equipment Fund		177,000				177,000
Total		177,000				177,000

Project # 14-CE-022
Project Name Fire Hazmat/Rescue Truck R-11 1994

Department Central Equipment
Contact
Type Equipment
Useful Life
Category Public Works
Priority

Description

1994 Ford Hazmat/Rescue Truck (R-11).

Justification

Scheduled replacement in 2014. Need to replace will be re-evaluated in programmed year.

Expenditures	2012	2013	2014	2015	2016	Total
Equip/Vehicles/Furnishings			425,000			425,000
Total			425,000			425,000

Funding Sources	2012	2013	2014	2015	2016	Total
Central Equipment Fund			425,000			425,000
Total			425,000			425,000

Project # 14-CE-034
Project Name Fire Rescue Pumper E-21 2005

Department Central Equipment
Contact
Type Equipment
Useful Life
Category Public Works
Priority

Description

2005 Cadet Rescue Pumper.

Justification

Scheduled replacement in 2014. Need to replace will be re-evaluated in programmed year.

Expenditures	2012	2013	2014	2015	2016	Total
Equip/Vehicles/Furnishings				414,000		414,000
Total				414,000		414,000

Funding Sources	2012	2013	2014	2015	2016	Total
Central Equipment Fund				414,000		414,000
Total				414,000		414,000

Project # 14-CE-198
Project Name Police Investigator Van 2006 Gr Caravan

Department Central Equipment
Contact
Type Equipment
Useful Life
Category Public Works
Priority

Description

2006 Grand Caravan minivan.

Justification

Scheduled replacement in 2014. Need to replace will be re-evaluated in programmed year.

Expenditures	2012	2013	2014	2015	2016	Total
Equip/Vehicles/Furnishings			26,000			26,000
Total			26,000			26,000

Funding Sources	2012	2013	2014	2015	2016	Total
Central Equipment Fund			26,000			26,000
Total			26,000			26,000

Project # 14-CE-234
Project Name Spray Patcher Roscoe RA300 2004

Department Central Equipment
Contact
Type Equipment
Useful Life
Category Public Works
Priority

Description

2004 Roscoe RA-300 Spray Patcher for street maintenance activities. This equipment will be analyzed to determine replacement needs.

Justification

Scheduled replacement in 2014. Need to replace will be re-evaluated in programmed year.

Expenditures	2012	2013	2014	2015	2016	Total
Equip/Vehicles/Furnishings			190,000			190,000
Total			190,000			190,000

Funding Sources	2012	2013	2014	2015	2016	Total
Central Equipment Fund			190,000			190,000
Total			190,000			190,000

Project # 14-CE-245
Project Name 3/4 Ton Pickup with Plow F-350 2004

Department Central Equipment
Contact
Type Unassigned
Useful Life
Category Public Works
Priority

Description

3/4 ton Pickup with plow.

Justification

Scheduled replacement in 2014. Need to replace will be re-evaluated in programmed year.

Expenditures	2012	2013	2014	2015	2016	Total
Equip/Vehicles/Furnishings			36,000			36,000
Total			36,000			36,000

Funding Sources	2012	2013	2014	2015	2016	Total
Central Equipment Fund			36,000			36,000
Total			36,000			36,000

Project # 14-CE-246
Project Name 3/4 Ton Pickup with Plow F-350 2004

Department Central Equipment
Contact
Type Equipment
Useful Life
Category Public Works
Priority

Description

3/4 ton Pickup with plow.

Justification

Scheduled replacement in 2014. Need to replace will be re-evaluated in programmed year.

Expenditures	2012	2013	2014	2015	2016	Total
Equip/Vehicles/Furnishings			36,000			36,000
Total			36,000			36,000

Funding Sources	2012	2013	2014	2015	2016	Total
Central Equipment Fund			36,000			36,000
Total			36,000			36,000

Project # 14-CE-255
Project Name Lowboy Trailer 70,000 lb. 2004

Department Central Equipment
Contact
Type Equipment
Useful Life
Category Public Works
Priority

Description

2004 specialized trailer.

Justification

Scheduled replacement in 2014. Need to replace will be re-evaluated in programmed year.

Expenditures	2012	2013	2014	2015	2016	Total
Equip/Vehicles/Furnishings			78,000			78,000
Total			78,000			78,000

Funding Sources	2012	2013	2014	2015	2016	Total
Central Equipment Fund			78,000			78,000
Total			78,000			78,000

Project # 14-CE-355
Project Name 3/4 Ton Pickup with Plow Chev 2004

Department Central Equipment
Contact
Type Equipment
Useful Life
Category Public Works
Priority

Description

3/4 ton Pickup with plow.

Justification

Scheduled replacement in 2014. Need to replace will be re-evaluated in programmed year.

Expenditures	2012	2013	2014	2015	2016	Total
Equip/Vehicles/Furnishings			36,000			36,000
Total			36,000			36,000

Funding Sources	2012	2013	2014	2015	2016	Total
Central Equipment Fund			36,000			36,000
Total			36,000			36,000

Project # 14-CE-402
Project Name Engineering 1/2 Ton 4X4 Pickup Chev 2004

Department Central Equipment
Contact
Type Equipment
Useful Life
Category Public Works
Priority

Description

1/2 ton pickup 4X4 used by Engineering for construction inspection.

Justification

Scheduled replacement in 2014. Need to replace will be re-evaluated in programmed year.

Expenditures	2012	2013	2014	2015	2016	Total
Equip/Vehicles/Furnishings			26,000			26,000
Total			26,000			26,000

Funding Sources	2012	2013	2014	2015	2016	Total
Central Equipment Fund			26,000			26,000
Total			26,000			26,000

Project # 14-CE-409
Project Name Building Inspections Pickup 4X4

Department Central Equipment
Contact
Type Equipment
Useful Life
Category Public Works
Priority

Description

Light duty building inspections 4X4 pickup.

Justification

Scheduled replacement in 2016. Need to replace will be re-evaluated in programmed year.

Expenditures	2012	2013	2014	2015	2016	Total
Equip/Vehicles/Furnishings			27,000			27,000
Total			27,000			27,000

Funding Sources	2012	2013	2014	2015	2016	Total
Central Equipment Fund			27,000			27,000
Total			27,000			27,000

Project # 14-CE-521
Project Name Zero Turn Mower/Snow Blower 6' GM7210 2007

Department Central Equipment
Contact
Type Equipment
Useful Life
Category Public Works
Priority

Description

2007 Toro GM 7210 D zero turn mower/snow blower.

Justification

Scheduled replacement in 2014. Need to replace will be re-evaluated in programmed year.

Expenditures	2012	2013	2014	2015	2016	Total
Equip/Vehicles/Furnishings			47,000			47,000
Total			47,000			47,000

Funding Sources	2012	2013	2014	2015	2016	Total
Central Equipment Fund			47,000			47,000
Total			47,000			47,000

Project # 14-CE-529
Project Name Mower 16' GM 328D 4x4 2014

Department Central Equipment
Contact
Type Equipment
Useful Life
Category Public Works
Priority

Description

16 foot mower for park maintenance activities.

Justification

Scheduled replacement in 2014. Need to replace will be re-evaluated in programmed year.

Expenditures	2012	2013	2014	2015	2016	Total
Equip/Vehicles/Furnishings			110,000			110,000
Total			110,000			110,000

Funding Sources	2012	2013	2014	2015	2016	Total
Central Equipment Fund			110,000			110,000
Total			110,000			110,000

Project # 14-CE-561
Project Name Self Propelled Sprayer Toro 1994

Department Central Equipment
Contact
Type Equipment
Useful Life
Category Public Works
Priority

Description

Self propelled Toro sprayer.

Justification

Scheduled replacement in 2014. Need to replace will be re-evaluated in programmed year.

Expenditures	2012	2013	2014	2015	2016	Total
Equip/Vehicles/Furnishings			37,000			37,000
Total			37,000			37,000

Funding Sources	2012	2013	2014	2015	2016	Total
Central Equipment Fund			37,000			37,000
Total			37,000			37,000

Project # 14-CE-563
Project Name Water Truck 1500 Gallon Ford 1995

Department Central Equipment
Contact
Type Equipment
Useful Life
Category Public Works
Priority

Description

1500 gallon tanker for ice rink maintenance and for watering needs in the summer.

Justification

Scheduled replacement in 2014. Need to replace will be re-evaluated in programmed year.

Expenditures	2012	2013	2014	2015	2016	Total
Equip/Vehicles/Furnishings			142,000			142,000
Total			142,000			142,000

Funding Sources	2012	2013	2014	2015	2016	Total
Central Equipment Fund			142,000			142,000
Total			142,000			142,000

Project # 14-CE-591
Project Name Park Maintenance Gr Cherokee 2003

Department Central Equipment
Contact
Type Equipment
Useful Life
Category Public Works
Priority

Description

Grand Cherokee 2004 Model in service 2003
 Routine replacement

Justification

Scheduled replacement in 2014. Need to replace will be re-evaluated in programmed year.

Expenditures	2012	2013	2014	2015	2016	Total
Equip/Vehicles/Furnishings		28,000				28,000
Total		28,000				28,000

Funding Sources	2012	2013	2014	2015	2016	Total
Central Equipment Fund		28,000				28,000
Total		28,000				28,000

Project # 14-CE-593
Project Name 3/4 Ton Pickup with Blizzard Plow Chev 2004

Department Central Equipment
Contact
Type Equipment
Useful Life
Category Public Works
Priority

Description

3/4 ton Pickup with plow.

Justification

Scheduled replacement in 2014. Need to replace will be re-evaluated in programmed year.

Expenditures	2012	2013	2014	2015	2016	Total
Equip/Vehicles/Furnishings			36,000			36,000
Total			36,000			36,000

Funding Sources	2012	2013	2014	2015	2016	Total
Central Equipment Fund			36,000			36,000
Total			36,000			36,000

Project # 14-CE-599
Project Name 3/4 Ton Pickup with Plow Chev Ex cab 2006

Department Central Equipment
Contact
Type Equipment
Useful Life
Category Public Works
Priority

Description

3/4 ton Pickup with plow.

Justification

Scheduled replacement in 2014. Need to replace will be re-evaluated in programmed year.

Expenditures	2012	2013	2014	2015	2016	Total
Equip/Vehicles/Furnishings					36,000	36,000
Total					36,000	36,000

Funding Sources	2012	2013	2014	2015	2016	Total
Central Equipment Fund					36,000	36,000
Total					36,000	36,000

Project # 14-CE-SQUADS
Project Name Police Squad Cars (8)

Department Central Equipment
Contact
Type Equipment
Useful Life
Category Public Works
Priority

Description

8 squad cars @ \$33,000. The cost increase is reflective of the discontinuation of Ford Crown Victoria production. New squads may require new equipment and accessories.

Justification

Scheduled replacement in 2014. Need to replace will be re-evaluated in programmed year.

Expenditures	2012	2013	2014	2015	2016	Total
Equip/Vehicles/Furnishings			264,000			264,000
Total			264,000			264,000

Funding Sources	2012	2013	2014	2015	2016	Total
Central Equipment Fund			264,000			264,000
Total			264,000			264,000

Project # 15-CE-037
Project Name Fire Chief SUV Trailblazer 2007

Department Central Equipment
Contact
Type Equipment
Useful Life
Category Public Works
Priority

Description

2007 Chevy Trailblazer 4X4.

Justification

Scheduled replacement in 2015. Need to replace will be re-evaluated in programmed year.

Expenditures	2012	2013	2014	2015	2016	Total
Equip/Vehicles/Furnishings				32,000		32,000
Total				32,000		32,000

Funding Sources	2012	2013	2014	2015	2016	Total
Central Equipment Fund				32,000		32,000
Total				32,000		32,000

Project # 15-CE-205
Project Name Trench Compactor

Department Central Equipment
Contact
Type Equipment
Useful Life
Category Public Works
Priority

Description

Whacher sheeps foot articulated roller.

Justification

Scheduled replacement in 2015. Need to replace will be re-evaluated in programmed year.

Expenditures	2012	2013	2014	2015	2016	Total
Equip/Vehicles/Furnishings				40,000		40,000
Total				40,000		40,000

Funding Sources	2012	2013	2014	2015	2016	Total
Central Equipment Fund				40,000		40,000
Total				40,000		40,000

Project # 15-CE-224
Project Name 40' Conveyor

Department Central Equipment
Contact
Type Equipment
Useful Life
Category Public Works
Priority

Description

Belt driver conveyor with screen.

Justification

Scheduled replacement in 2015. Need to replace will be re-evaluated in programmed year.

Expenditures	2012	2013	2014	2015	2016	Total
Equip/Vehicles/Furnishings				41,000		41,000
Total				41,000		41,000

Funding Sources	2012	2013	2014	2015	2016	Total
Central Equipment Fund				41,000		41,000
Total				41,000		41,000

Project # 15-CE-233
Project Name All Surface Vehicle (ASV) RC 100 w/ attac 2005

Department Central Equipment
Contact
Type Equipment
Useful Life
Category Public Works
Priority

Description

All Surface Vehicle (ASV) skid steer on tracks.

Justification

Schedule replacement in 2015. Need to replace will be re-evaluated in programmed year.

Expenditures	2012	2013	2014	2015	2016	Total
Equip/Vehicles/Furnishings				100,000		100,000
Total				100,000		100,000

Funding Sources	2012	2013	2014	2015	2016	Total
Central Equipment Fund				100,000		100,000
Total				100,000		100,000

Project # 15-CE-256A
Project Name Tack Distributer Rosco 1,100 gals 2000

Department Central Equipment
Contact
Type Equipment
Useful Life
Category Public Works
Priority

Description

Tack distributor (tanker) on 1985 truck chasis. Chasis from Unit # 275 will be used for replacement chasis.

Justification

Scheduled replacement in 2015. Need to replace will be determined in programmed year.

Expenditures	2012	2013	2014	2015	2016	Total
Equip/Vehicles/Furnishings				82,000		82,000
Total				82,000		82,000

Funding Sources	2012	2013	2014	2015	2016	Total
Central Equipment Fund				82,000		82,000
Total				82,000		82,000

Project # 15-CE-358
Project Name One Ton Truck (Lift Stations) F-450 2005

Department Central Equipment
Contact
Type Equipment
Useful Life
Category Public Works
Priority

Description

2006 F-450 one ton with crane for lift station work. Has plow mounted

Justification

Scheduled replacement in 2015. Need to replace will be re-evaluated in programmed year.

Expenditures	2012	2013	2014	2015	2016	Total
Equip/Vehicles/Furnishings				71,000		71,000
Total				71,000		71,000

Funding Sources	2012	2013	2014	2015	2016	Total
Central Equipment Fund				71,000		71,000
Total				71,000		71,000

Project # 15-CE-5000
Project Name 6' mower GM7210D Zero Turn 2008

Department Central Equipment
Contact
Type Equipment
Useful Life
Category Public Works
Priority

Description

6 foot mower with broom and blower GM 7210

Justification

Scheduled replacement in 2015. Need to replace will be re-evaluated in programmed year.

Expenditures	2012	2013	2014	2015	2016	Total
Equip/Vehicles/Furnishings				49,000		49,000
Total				49,000		49,000

Funding Sources	2012	2013	2014	2015	2016	Total
Central Equipment Fund				49,000		49,000
Total				49,000		49,000

Project # 15-CE-5001
Project Name 6' mower Zero Turn GM 7210D 2008

Department Central Equipment
Contact
Type Equipment
Useful Life
Category Public Works
Priority

Description

6' mower with snow blower and broom GM 7210

Justification

Scheduled replacement in 2015. Need to replace will be re-evaluated in programmed year.

Expenditures	2012	2013	2014	2015	2016	Total
Equip/Vehicles/Furnishings				49,000		49,000
Total				49,000		49,000

Funding Sources	2012	2013	2014	2015	2016	Total
Central Equipment Fund				49,000		49,000
Total				49,000		49,000

Project # 15-CE-569
Project Name Utility Tractor JD 5300 1995

Department Central Equipment
Contact
Type Equipment
Useful Life
Category Public Works
Priority

Description

John Deere 5300 50 hp utility tractor.

Justification

Scheduled replacement in 2015. Need to replace will be re-evaluated in programmed year.

Expenditures	2012	2013	2014	2015	2016	Total
Equip/Vehicles/Furnishings				40,000		40,000
Total				40,000		40,000

Funding Sources	2012	2013	2014	2015	2016	Total
Central Equipment Fund				40,000		40,000
Total				40,000		40,000

Project # 15-CE-594
Project Name 3/4 Ton Pickup 4 door Chev 2005

Department Central Equipment
Contact
Type Equipment
Useful Life
Category Public Works
Priority

Description

3/4 ton Pickup 4 door 8' box Chev

Justification

Scheduled replacement in 2015. Need to replace will be re-evaluated in programmed year.

Expenditures	2012	2013	2014	2015	2016	Total
Equip/Vehicles/Furnishings				37,000		37,000
Total				37,000		37,000

Funding Sources	2012	2013	2014	2015	2016	Total
Central Equipment Fund				37,000		37,000
Total				37,000		37,000

Project # 15-CE-595
Project Name 3/4 Ton Pickup. Irrigat Fiberglass Uti Box 2005

Department Central Equipment
Contact
Type Equipment
Useful Life
Category Public Works
Priority

Description

3/4 ton Pickup Irrigation truck

Justification

Scheduled replacement in 2015. Need to replace will be re-evaluated in programmed year.

Expenditures	2012	2013	2014	2015	2016	Total
Equip/Vehicles/Furnishings				36,000		36,000
Total				36,000		36,000

Funding Sources	2012	2013	2014	2015	2016	Total
Central Equipment Fund				36,000		36,000
Total				36,000		36,000

Project # 15-CE-SQUADS
Project Name Police Squad Cars (8)

Department Central Equipment
Contact
Type Equipment
Useful Life
Category Public Works
Priority

Description

8 squad cars @ \$33,500. The cost increase is reflective of the discontinuation of Ford Crown Victoria production. New squads may require new equipment and accessories.

Justification

Scheduled replacement in 2015. Need to replace will be re-evaluated in programmed year.

Expenditures	2012	2013	2014	2015	2016	Total
Equip/Vehicles/Furnishings				268,000		268,000
Total				268,000		268,000

Funding Sources	2012	2013	2014	2015	2016	Total
Central Equipment Fund				268,000		268,000
Total				268,000		268,000

Project # 16-CE-036
Project Name Fire Heavy Duty Pickup

Department Central Equipment
Contact
Type Equipment
Useful Life
Category Public Works
Priority

Description

2006 Ford F-250 4X4 extended cab 6.5' box, 9200LBS GVWR. This vehicle was donated and will be replaced by the Fire Department not Central Equipment

Justification

Scheduled replacement in 2016. Need to replace will be re-evaluated in programmed year.

Expenditures	2012	2013	2014	2015	2016	Total
Equip/Vehicles/Furnishings					33,500	33,500
Total					33,500	33,500

Funding Sources	2012	2013	2014	2015	2016	Total
General Fund					33,500	33,500
Total					33,500	33,500

Project # 16-CE-1700
Project Name Police Investigator Pickup

Department Central Equipment
Contact
Type Equipment
Useful Life
Category Public Works
Priority

Description

Light duty 4X4 Colorado pickup.

Justification

Scheduled replacement in 2016. Need to replace will be re-evaluated in programmed year.

Expenditures	2012	2013	2014	2015	2016	Total
Equip/Vehicles/Furnishings					26,000	26,000
Total					26,000	26,000

Funding Sources	2012	2013	2014	2015	2016	Total
Central Equipment Fund					26,000	26,000
Total					26,000	26,000

Project # 16-CE-1705
Project Name Police CSO 1/2 Ton Pickup

Department Central Equipment
Contact
Type Equipment
Useful Life
Category Public Works
Priority

Description

Chevy 1/2 ton 4X4 pickup with topper.

Justification

Scheduled replacement in 2016. Need to replace will be re-evaluated in programmed year.

Expenditures	2012	2013	2014	2015	2016	Total
Equip/Vehicles/Furnishings					28,300	28,300
Total					28,300	28,300

Funding Sources	2012	2013	2014	2015	2016	Total
Central Equipment Fund					28,300	28,300
Total					28,300	28,300

Project # 16-CE-280
Project Name Tandem Axle Plow with Sander

Department Central Equipment
Contact
Type Equipment
Useful Life
Category Public Works
Priority

Description

Tandem axle dump truck used for snow removal, ice control and summer project support.

Justification

Scheduled replacement in 2016. Need to replace will be re-evaluated in programmed year.

Expenditures	2012	2013	2014	2015	2016	Total
Equip/Vehicles/Furnishings					267,000	267,000
Total					267,000	267,000

Funding Sources	2012	2013	2014	2015	2016	Total
Central Equipment Fund					267,000	267,000
Total					267,000	267,000

Project # 16-CE-281
Project Name Tandem Axle Plow with Sander

Department Central Equipment
Contact
Type Equipment
Useful Life
Category Public Works
Priority

Description

Tandem axle dump truck used for snow removal, ice control and summer project support.

Justification

Scheduled replacement in 2016. Need to replace will be re-evaluated in programmed year.

Expenditures	2012	2013	2014	2015	2016	Total
Equip/Vehicles/Furnishings					267,000	267,000
Total					267,000	267,000

Funding Sources	2012	2013	2014	2015	2016	Total
Central Equipment Fund					267,000	267,000
Total					267,000	267,000

Project # 16-CE-303
Project Name Hydo-Seeder

Department Central Equipment
Contact
Type Equipment
Useful Life
Category Public Works
Priority

Description

Hydro-seeder.

Justification

Scheduled replacement in 2016. Need to replace will be re-evaluated in programmed year.

Expenditures	2012	2013	2014	2015	2016	Total
Equip/Vehicles/Furnishings					35,000	35,000
Total					35,000	35,000

Funding Sources	2012	2013	2014	2015	2016	Total
Central Equipment Fund					35,000	35,000
Total					35,000	35,000

Project # 16-CE-354
Project Name Jet/Vactor Truck and Attachments

Department Central Equipment
Contact
Type Equipment
Useful Life
Category Public Works
Priority

Description

Jet/Vactor truck used by utilities.

Justification

Scheduled replacement in 2016. Need to replace will be re-evaluated in programmed year.

Expenditures	2012	2013	2014	2015	2016	Total
Equip/Vehicles/Furnishings					367,000	367,000
Total					367,000	367,000

Funding Sources	2012	2013	2014	2015	2016	Total
Central Equipment Fund					367,000	367,000
Total					367,000	367,000

Project # 16-CE-366
Project Name Meter Repair Truck with Utility Box

Department Central Equipment
Contact
Type Equipment
Useful Life
Category Public Works
Priority

Description

Chevy 1/2 ton pickup with utility box.

Justification

Scheduled replacement in 2015. Need to replace will be re-evaluated in programmed year.

Expenditures	2012	2013	2014	2015	2016	Total
Equip/Vehicles/Furnishings					32,000	32,000
Total					32,000	32,000

Funding Sources	2012	2013	2014	2015	2016	Total
Central Equipment Fund					32,000	32,000
Total					32,000	32,000

Project # 16-CE-411
Project Name Building Inspections Pickup 4X4.

Department Central Equipment
Contact
Type Equipment
Useful Life
Category Public Works
Priority

Description

Light duty building inspections 4X4 pickup.

Justification

Scheduled replacement in 2016. Need to replace will be re-evaluated in programmed year.

Expenditures	2012	2013	2014	2015	2016	Total
Equip/Vehicles/Furnishings					27,000	27,000
Total					27,000	27,000

Funding Sources	2012	2013	2014	2015	2016	Total
Central Equipment Fund					27,000	27,000
Total					27,000	27,000

Project # 16-CE-576
Project Name Water Truck 2000 Gallon GMC Rosco 1999

Department Central Equipment
Contact
Type Equipment
Useful Life
Category Public Works
Priority

Description

2000 gallon tanker for ice rink maint and for watering needs in the summer.

Justification

Scheduled replacement in 2016. Need to replace will be re-evaluated in programmed year.

Expenditures	2012	2013	2014	2015	2016	Total
Equip/Vehicles/Furnishings					185,000	185,000
Total					185,000	185,000

Funding Sources	2012	2013	2014	2015	2016	Total
Central Equipment Fund					185,000	185,000
Total					185,000	185,000

Project # 16-CE-599
Project Name 3/4 Ton Pickup with Plow

Department Central Equipment
Contact
Type Equipment
Useful Life
Category Public Works
Priority

Description

3/4 ton Pickup with plow.

Justification

Scheduled replacement in 2016. Need to replace will be re-evaluated in programmed year.

Expenditures	2012	2013	2014	2015	2016	Total
Equip/Vehicles/Furnishings					36,000	36,000
Total					36,000	36,000

Funding Sources	2012	2013	2014	2015	2016	Total
Central Equipment Fund					36,000	36,000
Total					36,000	36,000

Project # 16-CE-MOWER
Project Name Mower 6' with Broom

Department Central Equipment
Contact
Type Equipment
Useful Life
Category Public Works
Priority

Description

Mower 6' with broom.

Justification

Scheduled replacement in 2016. Need to replace will be re-evaluated in programmed year.

Expenditures	2012	2013	2014	2015	2016	Total
Equip/Vehicles/Furnishings					55,000	55,000
Total					55,000	55,000

Funding Sources	2012	2013	2014	2015	2016	Total
Central Equipment Fund					55,000	55,000
Total					55,000	55,000

Project # 16-CE-SQUADS
Project Name Police Squad Cars (10)

Department Central Equipment
Contact
Type Equipment
Useful Life
Category Public Works
Priority

Description

10 squad cars @ \$26,000 each.

Justification

Scheduled replacement in 2016. Need to replace will be re-evaluated in programmed year.

Expenditures	2012	2013	2014	2015	2016	Total
Equip/Vehicles/Furnishings					260,000	260,000
Total					260,000	260,000

Funding Sources	2012	2013	2014	2015	2016	Total
Central Equipment Fund					260,000	260,000
Total					260,000	260,000

City of Plymouth, Minnesota
Capital Improvement Program
 2012 thru 2016

PROJECTS & FUNDING SOURCES BY DEPARTMENT

Department	Project#	Priority	2012	2013	2014	2015	2016	Total
Facilities Management								
Construct Fourth Fire Station	06-FM-002	n/a					3,000,000	3,000,000
Painting - City Wide	07-FM-008	n/a	30,000	30,000	30,000	30,000	30,000	150,000
Seal Coating/Crack Sealing	08-FM-006	n/a	25,000	25,000	25,000	25,000	25,000	125,000
Misc. Concrete Replacement	08-FM-007	n/a	25,000	25,000	25,000	25,000	25,000	125,000
Salt Covering System - Maintenance Facility	08-FM-008	n/a	300,000					300,000
Emergency Siren	10-FM-007	n/a	30,000					30,000
Replace Roof - Maintenance Facility	11-FM-001	n/a				750,000		750,000
Replace Roof - Bass Lake Playfield	11-FM-002	n/a		75,000				75,000
Replace Roof - Public Safety "Old"	12-FM-001	n/a			250,000			250,000
Replace Roof - City Hall	12-FM-002	n/a			460,000			460,000
Replace Carpet in PCC Ballroom and FS room	12-FM-006	n/a	50,000					50,000
Replace Public Safety Rooftop Parking Deck	12-FM-008	n/a	460,000					460,000
Relace Air Makeup Units - Maintenance Facility	12-FM-009	n/a	50,000					50,000
Replace 1995 Trane Air Conditioner - CH	13-FM-001	n/a				65,000		65,000
Replace HVAC at Fire Station No. 3	13-FM-003	n/a		50,000				50,000
City Hall Window Replacement	13-FM-004	n/a		150,000				150,000
Tuckpointing - All Facilities	13-FM-005	n/a		130,000				130,000
Replace Roof - Oakwood Shelter	15-FM-001	n/a				12,000		12,000
Replace Roof - Historical Building	15-FM-002	n/a				25,000		25,000
Replace Air Conditioners - Bass Lake	15-FM-004	n/a				25,000		25,000
Replace Public Safety Bryant Boiler	15-FM-005	n/a	20,000					20,000
Replace Radiant Heat - Maintenance Garage	15-FM-006	n/a				30,000		30,000
Roof Replacement Fire Station No. 2	15-FM-007	n/a				120,000		120,000
Replace Carpet - Maintenance Facility	15-FM-008	n/a				16,000		16,000
Replace Air Handling Unit at Fire Station No. 1	16-FM-001	n/a					50,000	50,000
Facilities Management Total			990,000	485,000	790,000	1,123,000	3,130,000	6,518,000
Bonds							3,000,000	3,000,000
Facilities Management							820,000	3,236,000
General Fund							140,000	140,000
Park Replacement Fund							75,000	112,000
Resource Planning							30,000	30,000
Facilities Management Total			990,000	485,000	790,000	1,123,000	3,130,000	6,518,000

Department	Project#	Priority	2012	2013	2014	2015	2016	Total
Grand Total			990,000	485,000	790,000	1,123,000	3,130,000	6,518,000

Project # 06-FM-002
Project Name Construct Fourth Fire Station

Department Facilities Management
Contact
Type Improvement/Acquisition
Useful Life
Category Public Works
Priority

Description

This project will involve the construction of Fire Station No. 4 if needed. Further analysis will be done to determine need. The proposed location is ladjacent to the Vicksburg Lane Reservoir at the northwest corner of Vicksburg Lane and Schmidt Lake Road.

Justification

The construction of Fire Station No. 4 will be based on need and population factors.

Expenditures	2012	2013	2014	2015	2016	Total
Construction/Maintenance					3,000,000	3,000,000
Total					3,000,000	3,000,000

Funding Sources	2012	2013	2014	2015	2016	Total
Bonds					3,000,000	3,000,000
Total					3,000,000	3,000,000

Project # 07-FM-008
Project Name Painting - City Wide

Department Facilities Management
Contact
Type Repair/Replacement
Useful Life
Category Public Works
Priority

Description

This is a general allocation for all areas within the City. No specific facility is identified. Historically this amount of funding has been used to paint the areas that require repainting throughout the year.

Additional funding in 2011 is to paint the old Central Water Treatment Plant.

Justification

This is maintenance painting only on an as needed basis. Outside painting helps preserve facilities from the outside elements.

Expenditures	2012	2013	2014	2015	2016	Total
Construction/Maintenance	30,000	30,000	30,000	30,000	30,000	150,000
Total	30,000	30,000	30,000	30,000	30,000	150,000

Funding Sources	2012	2013	2014	2015	2016	Total
Facilities Management	30,000	30,000	30,000	30,000	30,000	150,000
Total	30,000	30,000	30,000	30,000	30,000	150,000

Project # 08-FM-006
Project Name Seal Coating/Crack Sealing

Department Facilities Management
Contact
Type Repair/Replacement
Useful Life
Category Public Works
Priority

Description

This project would involve the sealcoating of parking lots for City facilities (City Hall, Plymouth Creek Center, park facilities, fire stations, etc.).

Justification

Sealcoating every 7 to 10 years greatly extends the life of asphalt and reduces major maintenance costs.

Expenditures	2012	2013	2014	2015	2016	Total
Construction/Maintenance	25,000	25,000	25,000	25,000	25,000	125,000
Total	25,000	25,000	25,000	25,000	25,000	125,000

Funding Sources	2012	2013	2014	2015	2016	Total
Facilities Management	25,000	25,000	25,000	25,000	25,000	125,000
Total	25,000	25,000	25,000	25,000	25,000	125,000

Project # 08-FM-007
Project Name Misc. Concrete Replacement

Department Facilities Management
Contact
Type Repair/Replacement
Useful Life
Category Public Works
Priority

Description

This project would involve concrete replacement (sidewalks, curb, driveway aprons) for City facilities (City Hall, Plymouth Creek Center, park facilities, fire stations, etc.).

Justification

Sidewalks, curbs and driveway aprons are cracking and may cause hazards. The cracked and broken concrete leads to larger maintenance issues that often result in complete replacement.

Expenditures	2012	2013	2014	2015	2016	Total
Construction/Maintenance	25,000	25,000	25,000	25,000	25,000	125,000
Total	25,000	25,000	25,000	25,000	25,000	125,000

Funding Sources	2012	2013	2014	2015	2016	Total
Facilities Management	25,000	25,000	25,000	25,000	25,000	125,000
Total	25,000	25,000	25,000	25,000	25,000	125,000

Project # 08-FM-008
Project Name Salt Covering System - Maintenance Facility

Department Facilities Management
Contact
Type Repair/Replacement
Useful Life
Category Public Works
Priority

Description

The project would involve the construction of a salt covering system at the Maintenance Facility. The most economical method of covering salt has been determined to be a fabric type structure. The proposed structure would hold 3,000 to 4,000 tons of salt. Plymouth's maximum annual salt usage is approximately 6,000 tons of salt per snow season.

Justification

The existing dome salt building is over 20 years old and holds only 800 tons of salt. It has been repaired numerous times and has become a safety issue. The dome does not hold enough salt for 3 snow events. Staff has had little success at partnering with MnDOT on sharing their salt storage building. In the past, they have offered to rent their facility but doing so would pay for a new facility in 12 years.

Expenditures	2012	2013	2014	2015	2016	Total
Construction/Maintenance	300,000					300,000
Total	300,000					300,000

Funding Sources	2012	2013	2014	2015	2016	Total
Facilities Management	160,000					160,000
General Fund	140,000					140,000
Total	300,000					300,000

Project # 10-FM-007
Project Name Emergency Siren

Department Facilities Management
Contact
Type Improvement/Acquisition
Useful Life
Category Public Works
Priority

Description

This project involves the installation of an emergency siren to serve Area A and Area A.1 as identified in the Comprehensive Plan Development Staging Plan. The siren installation is dependant upon development.

Justification

The City's Comprehensive Plan contemplates the development of Area A and A.1 of the Development Staging Plan with residential development. An emergency siren will provide warning of severe weather.

Expenditures	2012	2013	2014	2015	2016	Total
Equip/Vehicles/Furnishings	30,000					30,000
Total	30,000					30,000

Funding Sources	2012	2013	2014	2015	2016	Total
Resource Planning	30,000					30,000
Total	30,000					30,000

Project # 11-FM-001
Project Name Replace Roof - Maintenance Facility

Department Facilities Management
Contact
Type Repair/Replacement
Useful Life
Category Public Works
Priority

Description

The roof on the Maintenance Facility will be due for replacement in 2011. Storm damage in May, 2007 resulted in repairs to the roof which may extend the life of the roof.

Justification

The roof at the Maintenance Facility will be replaced if conditions warrant in 2011. The roof will be evaluated to determine if emergency repairs made in 2007 have extended the life of the roof. Green roof options will be explored as an alternative.

Expenditures	2012	2013	2014	2015	2016	Total
Construction/Maintenance				750,000		750,000
Total				750,000		750,000

Funding Sources	2012	2013	2014	2015	2016	Total
Facilities Management				750,000		750,000
Total				750,000		750,000

Project # 11-FM-002
Project Name Replace Roof - Bass Lake Playfield

Department Facilities Management
Contact
Type Repair/Replacement
Useful Life
Category Public Works
Priority

Description

The roof on the structure located at the Bass Lake Playfield will be due for replacement in 2011.

Justification

The roof at the Bass Lake Playfield will be replaced if conditions warrant in 2011. Parks and Recreation has requested that the budget be increased \$50,000 for a steel roof due to vandalism.

Expenditures	2012	2013	2014	2015	2016	Total
Construction/Maintenance		75,000				75,000
Total		75,000				75,000

Funding Sources	2012	2013	2014	2015	2016	Total
Park Replacement Fund		75,000				75,000
Total		75,000				75,000

Project # 12-FM-001
Project Name Replace Roof - Public Safety "Old"

Department Facilities Management
Contact
Type Repair/Replacement
Useful Life
Category Public Works
Priority

Description

The "old" portion of the Public Safety roof is scheduled for replacement in 2012.

Justification

The roof will be replaced if conditions warrant in 2012. Green roof options will be explored as an alternative.

Expenditures	2012	2013	2014	2015	2016	Total
Construction/Maintenance			250,000			250,000
Total			250,000			250,000

Funding Sources	2012	2013	2014	2015	2016	Total
Facilities Management			250,000			250,000
Total			250,000			250,000

Project # 12-FM-002
Project Name Replace Roof - City Hall

Department Facilities Management
Contact
Type Repair/Replacement
Useful Life
Category Public Works
Priority

Description

The roof on City Hall is scheduled for replacement in 2012.

Justification

The roof at City Hall will be replaced if conditions warrant in 2012. Green roof options will be explored as an alternative.

Expenditures	2012	2013	2014	2015	2016	Total
Construction/Maintenance			460,000			460,000
Total			460,000			460,000

Funding Sources	2012	2013	2014	2015	2016	Total
Facilities Management			460,000			460,000
Total			460,000			460,000

Project # 12-FM-006
Project Name Replace Carpet in PCC Ballroom and FS room

Department Facilities Management
Contact
Type Repair/Replacement
Useful Life
Category Public Works
Priority

Description

The carpet in the Plymouth Creek Center Ballroom and Fire side room are scheduled for replacement in 2012. At this time the carpet is showing wear. The lobby carpet was replaced in 2010.

Justification

Excessive wear from chairs, tables and crowds may necessitate earlier replacement.

Expenditures	2012	2013	2014	2015	2016	Total
Construction/Maintenance	50,000					50,000
Total	50,000					50,000

Funding Sources	2012	2013	2014	2015	2016	Total
Facilities Management	50,000					50,000
Total	50,000					50,000

Project # 12-FM-008
Project Name Replace Public Safety Rooftop Parking Deck

Department Facilities Management
Contact
Type Repair/Replacement
Useful Life
Category Public Works
Priority

Description

This project would involve the removal and replacement of the concrete rooftop parking deck and sidewalks behind the Public Safety building and install a heated sidewalk system.

Justification

The concrete behind the Public Safety building is showing significant spalling, cracking and deterioration. The concrete is only 6 years old.

Expenditures	2012	2013	2014	2015	2016	Total
Construction/Maintenance	460,000					460,000
Total	460,000					460,000

Funding Sources	2012	2013	2014	2015	2016	Total
Facilities Management	460,000					460,000
Total	460,000					460,000

Project # 12-FM-009
Project Name Relace Air Makeup Units - Maintenance Facility

Department Facilities Management
Contact
Type Repair/Replacement
Useful Life
Category Public Works
Priority

Description

The project would replace 2 1991 model air makeup units at the Public Works Maintenance Facility.

Justification

The air makup units at the Maintenance Facility will be 22 years old in 2012 and will be replaced if conditions warrant.

Expenditures	2012	2013	2014	2015	2016	Total
Construction/Maintenance	50,000					50,000
Total	50,000					50,000

Funding Sources	2012	2013	2014	2015	2016	Total
Facilities Management	50,000					50,000
Total	50,000					50,000

Project # 13-FM-001
Project Name Replace 1995 Trane Air Conditioner - CH

Department Facilities Management
Contact
Type Repair/Replacement
Useful Life
Category Public Works
Priority

Description

The 25 ton Trane air conditioner at City Hall is scheduled for replacement in 2015.
 1995 addition of City Hall 1st and end floor. Covers Park and Rec IT Eng and lower rest rooms

Justification

Expenditures	2012	2013	2014	2015	2016	Total
Construction/Maintenance				65,000		65,000
Total				65,000		65,000

Funding Sources	2012	2013	2014	2015	2016	Total
Facilities Management				65,000		65,000
Total				65,000		65,000

Project # 13-FM-003
Project Name Replace HVAC at Fire Station No. 3

Department Facilities Management
Contact
Type Repair/Replacement
Useful Life
Category Public Works
Priority

Description

This project replaces the HVAC at Fire Station No. 3.

Justification

The HVAC at Fire Station No. 3 will be 25 years old in 2013 and will be replaced if conditions warrant.

Expenditures	2012	2013	2014	2015	2016	Total
Construction/Maintenance		50,000				50,000
Total		50,000				50,000

Funding Sources	2012	2013	2014	2015	2016	Total
Facilities Management		50,000				50,000
Total		50,000				50,000

Project # 13-FM-004
Project Name City Hall Window Replacement

Department Facilities Management
Contact
Type Repair/Replacement
Useful Life
Category Public Works
Priority

Description

This project would replace all of the wood frame, single pane windows in City Hall with more energy efficient, aluminum, double pane, gas filled insulated windows.

Justification

The wood frame windows on City Hall are the original installation when City Hall was built in 1990. The windows are drafty and inefficient.

Expenditures	2012	2013	2014	2015	2016	Total
Construction/Maintenance		150,000				150,000
Total		150,000				150,000

Funding Sources	2012	2013	2014	2015	2016	Total
Facilities Management		150,000				150,000
Total		150,000				150,000

Project # 13-FM-005
Project Name Tuckpointing - All Facilities

Department Facilities Management
Contact
Type Repair/Replacement
Useful Life
Category Public Works
Priority

Description

This project would involve tuckpointing various city facilities. The process of repairing a mortar joint in a brick wall is called "tuckpointing." It is the process of tucking mortar into the damaged mortar joint with the point of a trowel.

Justification

Tuckpointing is a critical maintenance task and keeps water from entering the brick wall cavity. If water is allowed to get past the mortar and into the wall, brick failure may occur such as cracking or spalling (popping off of the brick face).

Expenditures	2012	2013	2014	2015	2016	Total
Construction/Maintenance		130,000				130,000
Total		130,000				130,000

Funding Sources	2012	2013	2014	2015	2016	Total
Facilities Management		130,000				130,000
Total		130,000				130,000

Project # 15-FM-001
Project Name Replace Roof - Oakwood Shelter

Department Facilities Management
Contact
Type Repair/Replacement
Useful Life
Category Public Works
Priority

Description

The roof on the Oakwood Park shelter is scheduled for replacement in 2015.

Justification

Expenditures	2012	2013	2014	2015	2016	Total
Construction/Maintenance				12,000		12,000
Total				12,000		12,000

Funding Sources	2012	2013	2014	2015	2016	Total
Park Replacement Fund				12,000		12,000
Total				12,000		12,000

Project # 15-FM-002
Project Name Replace Roof - Historical Building

Department Facilities Management
Contact
Type Repair/Replacement
Useful Life
Category Public Works
Priority

Description

The roof on the Historical Building is scheduled for replacement in 2015.

Justification

Expenditures	2012	2013	2014	2015	2016	Total
Construction/Maintenance				25,000		25,000
Total				25,000		25,000

Funding Sources	2012	2013	2014	2015	2016	Total
Facilities Management				25,000		25,000
Total				25,000		25,000

Project # 15-FM-004
Project Name Replace Air Conditioners - Bass Lake

Department Facilities Management
Contact
Type Repair/Replacement
Useful Life
Category Public Works
Priority

Description

The two 1.5 ton air conditioners at the Bass Lake Playfield are scheduled for replacement in 2015.

Justification

Expenditures	2012	2013	2014	2015	2016	Total
Construction/Maintenance				25,000		25,000
Total				25,000		25,000

Funding Sources	2012	2013	2014	2015	2016	Total
Park Replacement Fund				25,000		25,000
Total				25,000		25,000

Project # 15-FM-005
Project Name Replace Public Safety Bryant Boiler

Department Facilities Management
Contact
Type Repair/Replacement
Useful Life
Category Public Works
Priority

Description

This project would replace the Bryan Boiler located in the old portion of the Public Safety building. Move to 2012 and change dollars from 40,000 to 20,000

Justification

The old Public Safety boiler is 20 years old and will be replaced with a more efficient and economical unit.

Expenditures	2012	2013	2014	2015	2016	Total
Construction/Maintenance	20,000					20,000
Total	20,000					20,000

Funding Sources	2012	2013	2014	2015	2016	Total
Facilities Management	20,000					20,000
Total	20,000					20,000

Project # 15-FM-006
Project Name Replace Radiant Heat - Maintenance Garage

Department Facilities Management
Contact
Type Repair/Replacement
Useful Life
Category Public Works
Priority

Description

This project would replace the radiant heating units in the garage area of the Maintenance Facility.

Justification

The existing radiant heat in the garage area was installed when the building was constructed in 1991.

Expenditures	2012	2013	2014	2015	2016	Total
Construction/Maintenance				30,000		30,000
Total				30,000		30,000

Funding Sources	2012	2013	2014	2015	2016	Total
Facilities Management				30,000		30,000
Total				30,000		30,000

Project # 15-FM-007

Project Name Roof Replacement Fire Station No. 2

Department Facilities Management
Contact
Type Repair/Replacement
Useful Life
Category Public Works
Priority

Description

Roof replacement Fire Station No. 2. The fire station was built in 1989. In most cases a roof lasts 20 years. In the past three years the department has allocated \$10,000 each year for repairs. It is no longer possible to prevent on-going leakage even with the allocated repair dollars.

Justification

The annual repair program can no longer maintain the roof. The building is starting to experience other internal damage to walls and window wells.

Expenditures	2012	2013	2014	2015	2016	Total
Construction/Maintenance				120,000		120,000
Total				120,000		120,000

Funding Sources	2012	2013	2014	2015	2016	Total
Facilities Management				120,000		120,000
Total				120,000		120,000

Project # 15-FM-008

Project Name Replace Carpet - Maintenance Facility

Department Facilities Management
Contact
Type Repair/Replacement
Useful Life
Category Public Works
Priority

Description

The carpet in the Maintenance Facility is due for replacement in 2015.

Justification

The carpet in the Maintenance Facility is 20 years old and needs to be replaced.

Expenditures	2012	2013	2014	2015	2016	Total
Construction/Maintenance				16,000		16,000
Total				16,000		16,000

Funding Sources	2012	2013	2014	2015	2016	Total
Facilities Management				16,000		16,000
Total				16,000		16,000

Project # 16-FM-001
Project Name Replace Air Handling Unit at Fire Station No. 1

Department Facilities Management
Contact
Type Repair/Replacement
Useful Life
Category Public Works
Priority

Description

This project would replace two air handling units at Fire Station No. 1.

Justification

The 7.5 ton and 5 ton air handling units at Fire Station No. 1 will be 25 years old in 2016 and will be replaced if conditions warrant.

Expenditures	2012	2013	2014	2015	2016	Total
Construction/Maintenance					50,000	50,000
Total					50,000	50,000

Funding Sources	2012	2013	2014	2015	2016	Total
Facilities Management					50,000	50,000
Total					50,000	50,000

City of Plymouth, Minnesota
Capital Improvement Program
 2012 thru 2016

PROJECTS & FUNDING SOURCES BY DEPARTMENT

Department	Project#	Priority	2012	2013	2014	2015	2016	Total
Information Technology								
Replace UPS Backup System	08-IT-001	n/a	30,000					30,000
Assessing Hand-held Device	10-IT-011	3		35,000				35,000
Replace Network Infrastructure	11-IT-001	n/a					150,000	150,000
Replace Tape Drive\Backup to disk upgrade	11-IT-002	n/a	30,000					30,000
Replacement of GIS Software	11-IT-004	n/a	25,000					25,000
Fiberoptic Telecommunication Interconnect	11-IT-006	n/a		100,000				100,000
Replace Portable 800 MHz Radios	12-IT-001	n/a	500,000					500,000
Net Motion Server and Software	13-IT-001	n/a		16,000				16,000
Upgrade Microsoft Office Suite	14-IT-001	n/a			80,000			80,000
Replace Squad Car Video Cameras	14-IT-002	n/a			100,000			100,000
Replace Squad Car Mobile Computers	14-IT-003	n/a			115,000			115,000
Replace Compellant SAN	15-IT-001	n/a					110,000	110,000
Information Technology Total			585,000	151,000	295,000		260,000	1,291,000
General Fund					100,000			100,000
Information Technology Fund				585,000	51,000	295,000	260,000	1,191,000
Information Technology Total			585,000	151,000	295,000		260,000	1,291,000
Grand Total			585,000	151,000	295,000		260,000	1,291,000

Project # 08-IT-001
Project Name Replace UPS Backup System

Department Information Technology
Contact
Type Repair/Replacement
Useful Life
Category Administration
Priority

Description

The UPS backup system needs to be replaced on an 8 year cycle. This item provides funding to meet this schedule.

Justification

The current system is reaching the end of its expected life.

Expenditures	2012	2013	2014	2015	2016	Total
Equip/Vehicles/Furnishings	30,000					30,000
Total	30,000					30,000

Funding Sources	2012	2013	2014	2015	2016	Total
Information Technology Fund	30,000					30,000
Total	30,000					30,000

Project # 10-IT-011
Project Name Assessing Hand-held Device

Department Information Technology
Contact
Type Equipment
Useful Life
Category Administration
Priority

Description

The Assessing Division is requesting the purchase of new mobile handheld data collection devices, accompanying software, and internet cards to more efficiently and accurately meet increasing workloads and information gathering requirements.

Justification

The Assessing Division traditionally performs 6,000 to 7,000 field inspections a year. Field Appraisers with mobile handheld devices will be able to input, update, transmit and receive property information in real time thus increasing both efficiency and accuracy. This new process will reduce or eliminate paper forms and redundancy in transporting and entering results in the office.

Expenditures	2012	2013	2014	2015	2016	Total
Equip/Vehicles/Furnishings		35,000				35,000
Total		35,000				35,000

Funding Sources	2012	2013	2014	2015	2016	Total
Information Technology Fund		35,000				35,000
Total		35,000				35,000

Project # 11-IT-001
Project Name Replace Network Infrastructure

Department Information Technology
Contact
Type Repair/Replacement
Useful Life
Category Administration
Priority

Description

Network infrastructure needs to be replaced every 8 years. This project provides funding on that basis.

Justification

Network infrastructure will be due for replacement in 2016. Replacement parts and technology upgrades make repairs difficult resulting in unreliable phone service.

Expenditures	2012	2013	2014	2015	2016	Total
Equip/Vehicles/Furnishings					150,000	150,000
Total					150,000	150,000

Funding Sources	2012	2013	2014	2015	2016	Total
Information Technology Fund					150,000	150,000
Total					150,000	150,000

Project # 11-IT-002
Project Name Replace Tape Drive\Backup to disk upgrade

Department Information Technology
Contact
Type Repair/Replacement
Useful Life
Category Administration
Priority

Description

Tape drives should be replaced every 5 years. This project provides funding per the indicated schedule. Tape drives are used to back-up the City's enterprise software.

Justification

Evolving technology requires periodic upgrades to hardware.

Expenditures	2012	2013	2014	2015	2016	Total
Equip/Vehicles/Furnishings	30,000					30,000
Total	30,000					30,000

Funding Sources	2012	2013	2014	2015	2016	Total
Information Technology Fund	30,000					30,000
Total	30,000					30,000

Project # 11-IT-004
Project Name Replacement of GIS Software

Department Information Technology
Contact
Type Repair/Replacement
Useful Life
Category Administration
Priority

Description

This item would replace the existing Arcview geographic information system (GIS) software.

Justification

The current software was installed in 1997. It is anticipated to be due for replacement in 2011.

Expenditures	2012	2013	2014	2015	2016	Total
Construction/Maintenance	25,000					25,000
Total	25,000					25,000

Funding Sources	2012	2013	2014	2015	2016	Total
Information Technology Fund	25,000					25,000
Total	25,000					25,000

Project # 11-IT-006
Project Name Fiberoptic Telecommunication Interconnect

Department Information Technology
Contact
Type Improvement/Acquisition
Useful Life
Category Administration
Priority

Description

This project would link by fiberoptic cable all City facilities with telecommunication needs together with connections to Wayzata and Robbinsdale School Districts as well as to LOGIS. This interconnectivity would improve reliability in communications and create redundancies in systems.

Justification

The Wayzata School District is installing a large loop of fiberoptic cable to connect all of their facilities and provide for redundancy. The City could make use of portions of their proposed cable to connect City facilities with telecommunication needs.

Expenditures	2012	2013	2014	2015	2016	Total
Construction/Maintenance		100,000				100,000
Total		100,000				100,000

Funding Sources	2012	2013	2014	2015	2016	Total
General Fund		100,000				100,000
Total		100,000				100,000

Project # 12-IT-001
Project Name Replace Portable 800 MHz Radios

Department Information Technology
Contact
Type Repair/Replacement
Useful Life
Category Administration
Priority

Description

This project is the required replacement of 100+ 800 MHz radios for the Police and Fire Departments. Cost will be based on actual replacements.

Justification

The 800 MHz radios were purchased with grant funds. The replacement schedule for the radios is consistent with Hennepin County's replacement schedule. The manufacturer of the radios will no longer support the current models.

Expenditures	2012	2013	2014	2015	2016	Total
Equip/Vehicles/Furnishings	500,000					500,000
Total	500,000					500,000

Funding Sources	2012	2013	2014	2015	2016	Total
Information Technology Fund	500,000					500,000
Total	500,000					500,000

Project # 13-IT-001
Project Name Net Motion Server and Software

Department Information Technology
Contact
Type Repair/Replacement
Useful Life
Category Administration
Priority

Description

This project replaces the Net Motion Server and Software. Net Motion is the software for the Police Department's computer aided dispatch and provides an important link to the LETG database.

Justification

Scheduled replacement and upgrades.

Expenditures	2012	2013	2014	2015	2016	Total
Equip/Vehicles/Furnishings		16,000				16,000
Total		16,000				16,000

Funding Sources	2012	2013	2014	2015	2016	Total
Information Technology Fund		16,000				16,000
Total		16,000				16,000

Project # 14-IT-001
Project Name Upgrade Microsoft Office Suite

Department Information Technology
Contact
Type Repair/Replacement
Useful Life
Category Administration
Priority

Description

This project would upgrade the current version of the Microsoft Office Suite (MS Office 2007).

Justification

By 2014 the City will have been using MS Office 2007 (Word, Excel, and Outlook) suite for five years. Typically, Microsoft will end technical support and will no longer provide critical updates.

Expenditures	2012	2013	2014	2015	2016	Total
Equip/Vehicles/Furnishings			80,000			80,000
Total			80,000			80,000

Funding Sources	2012	2013	2014	2015	2016	Total
Information Technology Fund			80,000			80,000
Total			80,000			80,000

Project # 14-IT-002
Project Name Replace Squad Car Video Cameras

Department Information Technology
Contact
Type Repair/Replacement
Useful Life
Category Administration
Priority

Description

This project would replace the 2009 digital squad car video cameras.

Justification

These devices will have reached the five year life cycle. Replacement will depend on what is discovered during the usage life of each camera. We need to start replacement as early as the third year.

Expenditures	2012	2013	2014	2015	2016	Total
Equip/Vehicles/Furnishings			100,000			100,000
Total			100,000			100,000

Funding Sources	2012	2013	2014	2015	2016	Total
Information Technology Fund			100,000			100,000
Total			100,000			100,000

Project # 14-IT-003
Project Name Replace Squad Car Mobile Computers

Department Information Technology
Contact
Type Repair/Replacement
Useful Life
Category Administration
Priority

Description

This project would replace the 2009 squad car mobile computers.

Justification

The Panasonic Toughbooks installed in 2009 will have reached five years of service.

Expenditures	2012	2013	2014	2015	2016	Total
Equip/Vehicles/Furnishings			115,000			115,000
Total			115,000			115,000

Funding Sources	2012	2013	2014	2015	2016	Total
Information Technology Fund			115,000			115,000
Total			115,000			115,000

Project # 15-IT-001
Project Name Replace Compellant SAN

Department Information Technology
Contact
Type Repair/Replacement
Useful Life
Category Administration
Priority

Description

This project would replace the Compellant SAN.

Justification

By 2015 the Compellant SAN will have provided eight years of service. These devices are not subject to a specific end of life schedule. IT must continue to update firmware, apply software patches, and monitor service releases. SAN's are dependent on the ever evolving hard drive storage technologies. Every year hard drive capacities and speeds increase. If more disk space is needed, higher capacity drives will be required.

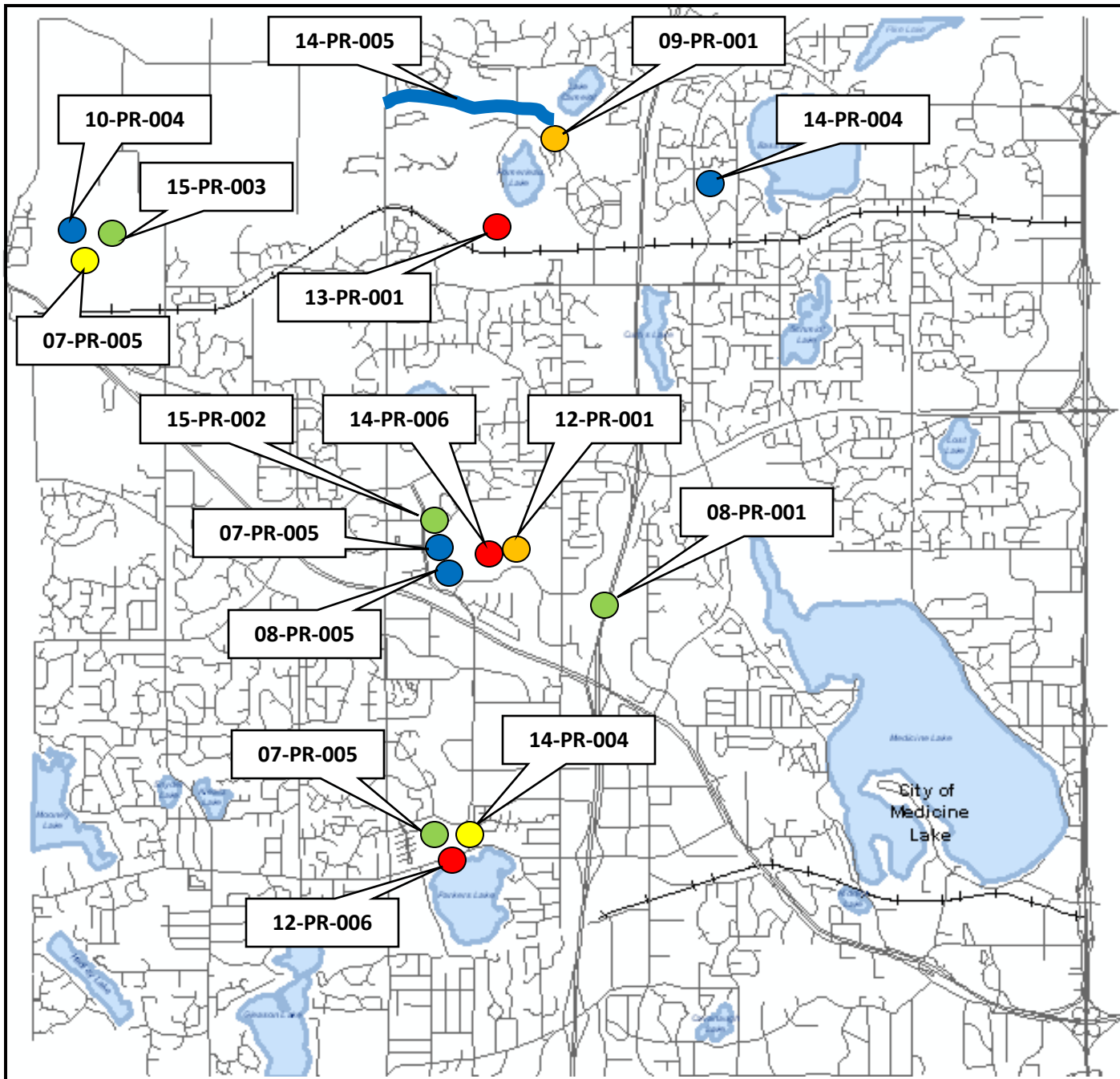
Expenditures	2012	2013	2014	2015	2016	Total
Equip/Vehicles/Furnishings					110,000	110,000
Total					110,000	110,000

Funding Sources	2012	2013	2014	2015	2016	Total
Information Technology Fund					110,000	110,000
Total					110,000	110,000

City of Plymouth, Minnesota
Capital Improvement Program
 2012 thru 2016


PROJECTS & FUNDING SOURCES BY DEPARTMENT

Department	Project#	Priority	2012	2013	2014	2015	2016	Total
Parks and Recreation								
New Trails	07-PR-001	n/a	230,000	0	260,000	0	260,000	750,000
Land Acquisition	07-PR-003	n/a	2,400,000	1,595,000				3,995,000
Trail/Parking Lot Repair	07-PR-004	n/a	75,000	75,000	75,000	90,000	90,000	405,000
Replace Irrigation System	07-PR-005	n/a			140,000	145,000	150,000	435,000
Trail Crossing - Federal or State Trunk Highway	08-PR-001	n/a				1,600,000		1,600,000
Hilde Performance Center	08-PR-005	n/a			1,400,000			1,400,000
Trail Crossing - Cheshire Lane	09-PR-001	n/a	250,000					250,000
Playground Replacement	10-PR-001	n/a	100,000	100,000	100,000	200,000	200,000	700,000
Add/Replace Outdoor Hockey Rinks	10-PR-004	n/a			300,000			300,000
Miscellaneous Park Improvements	10-PR-008	n/a				100,000	60,000	160,000
Fieldhouse Turf Replacement	12-PR-001	n/a	500,000					500,000
Parkers Lake Park Lighting Replacement	12-PR-006	n/a		150,000				150,000
Traditions Neighborhood Park	13-PR-001	n/a		300,000				300,000
10th Playfield Land Acquisition	14-PR-001	n/a					6,000,000	6,000,000
Replace Miscellaneous Boardwalks	14-PR-003	n/a		30,000	25,000	30,000		85,000
Tennis Court Repair	14-PR-004	n/a			100,000		240,000	340,000
Northwest Greenway Trail	14-PR-005	n/a			500,000			500,000
Milleneum Garden Enhancements	14-PR-006	n/a			60,000			60,000
Lifetime Fitness Parking Lot Replacement	15-PR-002	n/a				250,000		250,000
Elm Creek Playfield Outdoor Turf Field	15-PR-003	n/a				1,000,000		1,000,000
Parks and Recreation Total			3,555,000	2,250,000	2,960,000	3,415,000	7,000,000	19,180,000
Bonds			2,000,000	1,295,000				3,295,000
Community Improvement Fund					1,400,000			1,400,000
Other			125,000		60,000			185,000
Park Dedication Fund			880,000	600,000	1,060,000	1,600,000	6,260,000	10,400,000
Park Replacement Fund			300,000	355,000	440,000	815,000	740,000	2,650,000
State/County/Federal			250,000			1,000,000		1,250,000
Parks and Recreation Total			3,555,000	2,250,000	2,960,000	3,415,000	7,000,000	19,180,000
Grand Total			3,555,000	2,250,000	2,960,000	3,415,000	7,000,000	19,180,000



2012-2016 Capital Improvement Program

Park and Recreation Projects



Note: Not all CIP projects shown on map.



Project # 07-PR-001
Project Name New Trails

Department Parks and Recreation
Contact
Type Improvement/Acquisition
Useful Life
Category Parks and Recreation
Priority

Description

Parks staff anticipates the need to construct additional trails to expand the current system in accordance with the Comprehensive Plan. Beginning in 2012, funding is projected for every other year (2012, 2014 and 2016) at an increased budget amount to accommodate the completion of more costly trail links.

Justification

New trails generally link gaps in the existing trail system. All future trails are shown on the Comprehensive Plan.

Expenditures	2012	2013	2014	2015	2016	Total
Construction/Maintenance	230,000	0	260,000	0	260,000	750,000
Total	230,000	0	260,000	0	260,000	750,000

Funding Sources	2012	2013	2014	2015	2016	Total
Park Dedication Fund	230,000	0	260,000	0	260,000	750,000
Total	230,000	0	260,000	0	260,000	750,000

Project # 07-PR-003
Project Name Land Acquisition

Department Parks and Recreation
Contact
Type Improvement/Acquisition
Useful Life
Category Parks and Recreation
Priority

Description

The City plans to acquire land in northwest Plymouth for the Northwest Greenway Corridor and neighborhood parks. Some of this land will be acquired through dedication but the remainder will need to be purchased utilizing open space referendum bonds. Staff anticipates that most, if not all of the land acquisition will occur in the next several years. As of 12/31/10 - \$3,295,000 of referendum bonds remains.

Justification

Acquisition of land for the Northwest Greenway Corridor and neighborhood parks is anticipated in the Comprehensive Plan and Park Facilities Plan.

Expenditures	2012	2013	2014	2015	2016	Total
Land Acquisition	2,400,000	1,595,000				3,995,000
Total	2,400,000	1,595,000				3,995,000

Funding Sources	2012	2013	2014	2015	2016	Total
Bonds	2,000,000	1,295,000				3,295,000
Park Dedication Fund	400,000	300,000				700,000
Total	2,400,000	1,595,000				3,995,000

Project # 07-PR-004
Project Name Trail/Parking Lot Repair

Department Parks and Recreation
Contact
Type Repair/Replacement
Useful Life
Category Parks and Recreation
Priority

Description

Funding is provided in all five years of the CIP for repairs of trails and parking lots. Locations of repairs have not yet been determined. Staff prioritizes the trails and parking lots in need of repair each year. The projected allocations for 2012 thru 2014 have been reduced to help financially stabilize the overall park replacement fund balance.

Justification

The park system contains about 120 miles of trails and 18 parking lots. The average life of each section of trail or parking lot is about 20 years. To maintain the City's trail and parking surfaces in an adequate condition, a portion of the trail and parking lot system must be repaired or replaced each year.

Expenditures	2012	2013	2014	2015	2016	Total
Construction/Maintenance	75,000	75,000	75,000	90,000	90,000	405,000
Total	75,000	75,000	75,000	90,000	90,000	405,000

Funding Sources	2012	2013	2014	2015	2016	Total
Park Replacement Fund	75,000	75,000	75,000	90,000	90,000	405,000
Total	75,000	75,000	75,000	90,000	90,000	405,000

Project # 07-PR-005
Project Name Replace Irrigation System

Department Parks and Recreation
Contact
Type Repair/Replacement
Useful Life
Category Parks and Recreation
Priority

Description

A multi-year program to replace failed or failing irrigation systems in the parks and at playfields:

- 2014- LifeTime Fitness/Ice Center
- 2015- Parkers Lake
- 2016- Elm Creek

After further evaluation of the irrigation systems, replacement has been delayed and reprioritized to stabilize the park replacement fund. The LifeTime Fitness/Ice Center irrigation system has been added as a necessary project and is the most problematic. The system should be replaced in coordination with the parking lot replacement project in an effort to maximize potential cost savings.

Justification

The irrigation systems installed in the City's parks and playfields are aging and have been experiencing more and more problems. This program should return the systems to a dependable condition.

Expenditures	2012	2013	2014	2015	2016	Total
Construction/Maintenance			140,000	145,000	150,000	435,000
Total			140,000	145,000	150,000	435,000

Funding Sources	2012	2013	2014	2015	2016	Total
Park Replacement Fund			140,000	145,000	150,000	435,000
Total			140,000	145,000	150,000	435,000

Project # 08-PR-001
Project Name Trail Crossing - Federal or State Trunk Highway

Department Parks and Recreation
Contact
Type Improvement/Acquisition
Useful Life
Category Parks and Recreation
Priority

Description

This project would fund a trail crossing under or over a Federal or State trunk highway. The project would be contingent on the receipt of federal transportation funding.

The City has applied for a TE grant to construct the Northwest Greenway pedestrian bridge. This project includes design and construction of a 500-foot pedestrian bridge over Vicksburg Lane.

Justification

This project would create a safe route for pedestrian traffic to cross one of the City's higher volume highways and would leverage local funds for that purpose.

Expenditures	2012	2013	2014	2015	2016	Total
Construction/Maintenance				1,600,000		1,600,000
Total				1,600,000		1,600,000

Funding Sources	2012	2013	2014	2015	2016	Total
Park Dedication Fund				600,000		600,000
State/County/Federal				1,000,000		1,000,000
Total				1,600,000		1,600,000

Project # 08-PR-005
Project Name Hilde Performance Center

Department Parks and Recreation
Contact
Type Improvement/Acquisition
Useful Life
Category Parks and Recreation
Priority

Description

This project was split into two phases. Phase I was constructed in 2010 and included improvements to the interior of the site (i.e. grading for more seating, trail re-alignment for handicapped accessibility, secondary plaza and small performance area).

Phase II of the project will focus improvements to the site entrance and frontage along Plymouth Boulevard (i.e. entrance plaza, formal flower gardens, etc.). The project will also include a small playground, which will be heavily used, especially before and after performances.

Justification

The lack of visibility of the Hilde Performance Center makes it difficult for many people to locate. The entry plaza will become a landscape enhancement as part of the City Center improvements. The hope is to attract visitors to the site on days when there are no musical performances scheduled in the park. It is our hope that the facility will become popular enough to be a destination for walkers, bikers and people driving to the City Center area.

Expenditures	2012	2013	2014	2015	2016	Total
Construction/Maintenance			1,400,000			1,400,000
Total			1,400,000			1,400,000

Funding Sources	2012	2013	2014	2015	2016	Total
Community Improvement Fund			1,400,000			1,400,000
Total			1,400,000			1,400,000

Project # 09-PR-001
Project Name Trail Crossing - Cheshire Lane

Department Parks and Recreation
Contact
Type Improvement/Acquisition
Useful Life
Category Parks and Recreation
Priority

Description

This would provide a below grade trail crossing of the Cheshire Lane extension when the roadway is constructed by the developer.

Justification

This trail is part of the Northwest Greenway. Eliminating "at-grade" crossings makes this connection a much safer and user friendly trail.

Expenditures	2012	2013	2014	2015	2016	Total
Construction/Maintenance	250,000					250,000
Total	250,000					250,000

Funding Sources	2012	2013	2014	2015	2016	Total
Park Dedication Fund	250,000					250,000
Total	250,000					250,000

Project # 10-PR-001
Project Name Playground Replacement

Department Parks and Recreation
Contact
Type Repair/Replacement
Useful Life
Category Parks and Recreation
Priority

Description

Over the years, this project has replaced existing playground structures. For the next several years (2012-2014) staff will renovate playground structures versus full replacement. Renovation may include painting, resurfacing, layout adjustment and/or the addition of features. The renovation will meet current safety standards.

Justification

The renovated playground structures will continue to provide a safer play environment for children. All of current playgrounds were installed in the early to mid-1990's.

Expenditures	2012	2013	2014	2015	2016	Total
Construction/Maintenance	100,000	100,000	100,000	200,000	200,000	700,000
Total	100,000	100,000	100,000	200,000	200,000	700,000

Funding Sources	2012	2013	2014	2015	2016	Total
Park Replacement Fund	100,000	100,000	100,000	200,000	200,000	700,000
Total	100,000	100,000	100,000	200,000	200,000	700,000

Project # 10-PR-004
Project Name Add/Replace Outdoor Hockey Rinks

Department Parks and Recreation
Contact
Type Repair/Replacement
Useful Life
Category Parks and Recreation
Priority

Description

We are anticipating downsizing from 11 outdoor hockey rinks to 6 rinks. The 6 rinks will be geographically spaced throughout the community and built to a higher quality. Plymouth Creek Park rink was replaced in 2010; Zachary Park rink in 2011. Additional rinks projected for replacement include Elm Creek Park 2014; and Oakwood (not scheduled); Ridgemount (not scheduled).

Park Dedication funds will be used for the Elm Creek facility. The remaining rink facilities will use Park Replacement fund for the replacement costs and Park Dedication will be used to fund the upgrade costs for the new rinks.

Justification

. All of the existing hockey rinks are approaching 30 years of age and need to be replaced.

Expenditures	2012	2013	2014	2015	2016	Total
Construction/Maintenance			300,000			300,000
Total			300,000			300,000

Funding Sources	2012	2013	2014	2015	2016	Total
Park Dedication Fund			300,000			300,000
Total			300,000			300,000

Project # 10-PR-008
Project Name Miscellaneous Park Improvements

Department Parks and Recreation
Contact
Type Repair/Replacement
Useful Life
Category Parks and Recreation
Priority

Description

This project is a combination of miscellaneous improvements to several parks. The 2011-2015 improvements included park signage (\$25,000) in 2011 and the projected replacement in 2013 for fencing at Lions Park (\$16,000) which has been eliminated as a necessary project.

Picnic shelter replacements are projected in 2015 for Lions Park, Circle Park, Imperial Hills Park and Queensland Park. In addition, fencing replacements are projected for 2016 at LaCompte, Mission Hills and Oakwood.

Justification

The park picnic shelters and fencing are old, in poor condition and are in need of repair and/or replacement.

Expenditures	2012	2013	2014	2015	2016	Total
Construction/Maintenance				100,000	60,000	160,000
Total				100,000	60,000	160,000

Funding Sources	2012	2013	2014	2015	2016	Total
Park Replacement Fund				100,000	60,000	160,000
Total				100,000	60,000	160,000

Project # 12-PR-001
Project Name Fieldhouse Turf Replacement

Department Parks and Recreation
Contact
Type Repair/Replacement
Useful Life
Category Parks and Recreation
Priority

Description

This project will provide for the replacement and installation of new turf at the Plymouth Creek Center Fieldhouse. Currently the field condition is showing heavy wear and will need to be replaced to maintain operations. The City will submit a Hennepin County Sports Grant to cover 50% of the replacement cost.

Justification

Replacing the fieldhouse turf will provide for safe use and ensure a quality experience for community use and site rentals.

Expenditures	2012	2013	2014	2015	2016	Total
Construction/Maintenance	500,000					500,000
Total	500,000					500,000

Funding Sources	2012	2013	2014	2015	2016	Total
Other	125,000					125,000
Park Replacement Fund	125,000					125,000
State/County/Federal	250,000					250,000
Total	500,000					500,000

Project # 12-PR-006
Project Name Parkers Lake Park Lighting Replacement

Department Parks and Recreation
Contact
Type Repair/Replacement
Useful Life
Category Parks and Recreation
Priority

Description

This project replaces the existing ornamental lighting at Parkers Lake Playfield. The project was scheduled for replacement in 2012 – after further evaluation the project has been delayed until 2013. Staff will continue to provide short term maintenance and up-keep on the lighting system until it can be replaced.

Justification

The existing lighting in Parkers Lake Park is 19 years old and needs to be replaced.

Expenditures	2012	2013	2014	2015	2016	Total
Construction/Maintenance		150,000				150,000
Total		150,000				150,000

Funding Sources	2012	2013	2014	2015	2016	Total
Park Replacement Fund		150,000				150,000
Total		150,000				150,000

Project # 13-PR-001
Project Name Traditions Neighborhood Park

Department Parks and Recreation
Contact
Type Improvement/Acquisition
Useful Life
Category Parks and Recreation
Priority

Description

Develop a neighborhood park for the new Traditions Development located east of Vicksburg in the old Hampton Hills Golf Course. Land was dedicated as part of the plat for the development of this neighborhood facility.

Justification

As identified in the Comprehensive Plan we typically provide a park for new residential developments. The need for this park will depend on the number of housing units constructed/occupied by 2014. If development is slow, this project may be pushed back to 2015.

Expenditures	2012	2013	2014	2015	2016	Total
Construction/Maintenance		300,000				300,000
Total		300,000				300,000

Funding Sources	2012	2013	2014	2015	2016	Total
Park Dedication Fund		300,000				300,000
Total		300,000				300,000

Project # 14-PR-001
Project Name 10th Playfield Land Acquisition

Department Parks and Recreation
Contact
Type Improvement/Acquisition
Useful Life
Category Parks and Recreation
Priority

Description

This project would provide for the acquisition of an additional 40 acres of park land in the northwest quadrant of Plymouth within park service area 6A of the Comprehensive Plan.

Justification

The Comprehensive Plan anticipates the acquisition of park land to meet current and future needs of the community.

Expenditures	2012	2013	2014	2015	2016	Total
Construction/Maintenance					6,000,000	6,000,000
Total					6,000,000	6,000,000

Funding Sources	2012	2013	2014	2015	2016	Total
Park Dedication Fund					6,000,000	6,000,000
Total					6,000,000	6,000,000

Project # 14-PR-003
Project Name Replace Miscellaneous Boardwalks

Department Parks and Recreation
Contact
Type Repair/Replacement
Useful Life
Category Parks and Recreation
Priority

Description

Replace boardwalks in various parks. The project was scheduled for replacement in 2014 – after further evaluation the project repair work has been spread out over three years beginning in 2013 and completion in 2015.

Justification

A number of boardwalks will need to be replaced in order to keep them in a safe, usable condition.

Expenditures	2012	2013	2014	2015	2016	Total
Construction/Maintenance		30,000	25,000	30,000		85,000
Total		30,000	25,000	30,000		85,000

Funding Sources	2012	2013	2014	2015	2016	Total
Park Replacement Fund		30,000	25,000	30,000		85,000
Total		30,000	25,000	30,000		85,000

Project # 14-PR-004
Project Name Tennis Court Repair

Department Parks and Recreation
Contact
Type Repair/Replacement
Useful Life
Category Parks and Recreation
Priority

Description

This project would replace/repair the existing tennis/basketball courts which are nearing the end of their expected life.
 Bass Lake-installed in 1992 to be renovated in 2014 (\$100,000)
 Parkers Lake installed in 1992 to be replaced in 2016 (\$240,000)

Justification

The asphalt surface and tennis post system has deteriorated significantly over the years. The playability of the courts has diminished. The courts are 22+ years old and have exceeded their expected life.

Expenditures	2012	2013	2014	2015	2016	Total
Construction/Maintenance			100,000		240,000	340,000
Total			100,000		240,000	340,000

Funding Sources	2012	2013	2014	2015	2016	Total
Park Replacement Fund			100,000		240,000	340,000
Total			100,000		240,000	340,000

Project # 14-PR-005
Project Name Northwest Greenway Trail

Department Parks and Recreation
Contact
Type Improvement/Acquisition
Useful Life
Category Parks and Recreation
Priority

Description

This project would provide for the installation of a portion of Northwest Greenway trails. Northwest Greenway land acquisition from Vicksburg Lane easterly to Cheshire Parkway is almost complete which would allow for the construction of this portion of the greenway trail. The Northwest Greenway Master Plan identifies the recommended trail alignment.

Justification

The Comprehensive Plan and the Northwest Greenway Master Plan anticipates the development and construction of the Northwest Greenway trail corridor system.

Expenditures	2012	2013	2014	2015	2016	Total
Construction/Maintenance			500,000			500,000
Total			500,000			500,000

Funding Sources	2012	2013	2014	2015	2016	Total
Park Dedication Fund			500,000			500,000
Total			500,000			500,000

Project # 14-PR-006
Project Name Milleneum Garden Enhancements

Department Parks and Recreation
Contact
Type Improvement/Acquisition
Useful Life
Category Parks and Recreation
Priority

Description

This project would result in improvements to the Millennium Garden. The project could include the addition of a sculpture, and/or other site amenities to enhance the grounds.

Justification

The project would enhance the site, and continue to draw new community members to the garden. Millenuem Garden Fund will be the funding source.

Expenditures	2012	2013	2014	2015	2016	Total
Construction/Maintenance			60,000			60,000
Total			60,000			60,000

Funding Sources	2012	2013	2014	2015	2016	Total
Other			60,000			60,000
Total			60,000			60,000

Project # 15-PR-002
Project Name Lifetime Fitness Parking Lot Replacement

Department Parks and Recreation
Contact
Type Repair/Replacement
Useful Life
Category Parks and Recreation
Priority

Description

This project would replace the existing parking lot at LifeTime Fitness/Ice Center which is in poor condition. The parking facility was built in 1996. Per the agreement – all repairs and maintenance of the parking lot shall be performed by LifeTime, with the costs shared equally by LifeTime and the City.
 Total replacement is estimated to be \$500,000 (½ City – ½ LifeTime)

Justification

The asphalt has deteriorated significantly over the years.

Expenditures	2012	2013	2014	2015	2016	Total
Construction/Maintenance				250,000		250,000
Total				250,000		250,000

Funding Sources	2012	2013	2014	2015	2016	Total
Park Replacement Fund				250,000		250,000
Total				250,000		250,000

Project # 15-PR-003
Project Name Elm Creek Playfield Outdoor Turf Field

Department Parks and Recreation
Contact
Type Improvement/Acquisition
Useful Life
Category Parks and Recreation
Priority

Description

This project would provide for a new artificial turf field at Elm Creek Playfield. The artificial sports field will provide a uniform and consistent playing surface that will meet the rigorous community use.

Justification

Installing an artificial turf field will provide a safe, consistent and reliable playing surface for the community. A grass field simply cannot remain resilient if it is used more than three to four days a week, or in the rain, or during the months of the year when grass doesn't grow.

Expenditures	2012	2013	2014	2015	2016	Total
Construction/Maintenance				1,000,000		1,000,000
Total				1,000,000		1,000,000

Funding Sources	2012	2013	2014	2015	2016	Total
Park Dedication Fund				1,000,000		1,000,000
Total				1,000,000		1,000,000

City of Plymouth, Minnesota
Capital Improvement Program
 2012 thru 2016

PROJECTS & FUNDING SOURCES BY DEPARTMENT

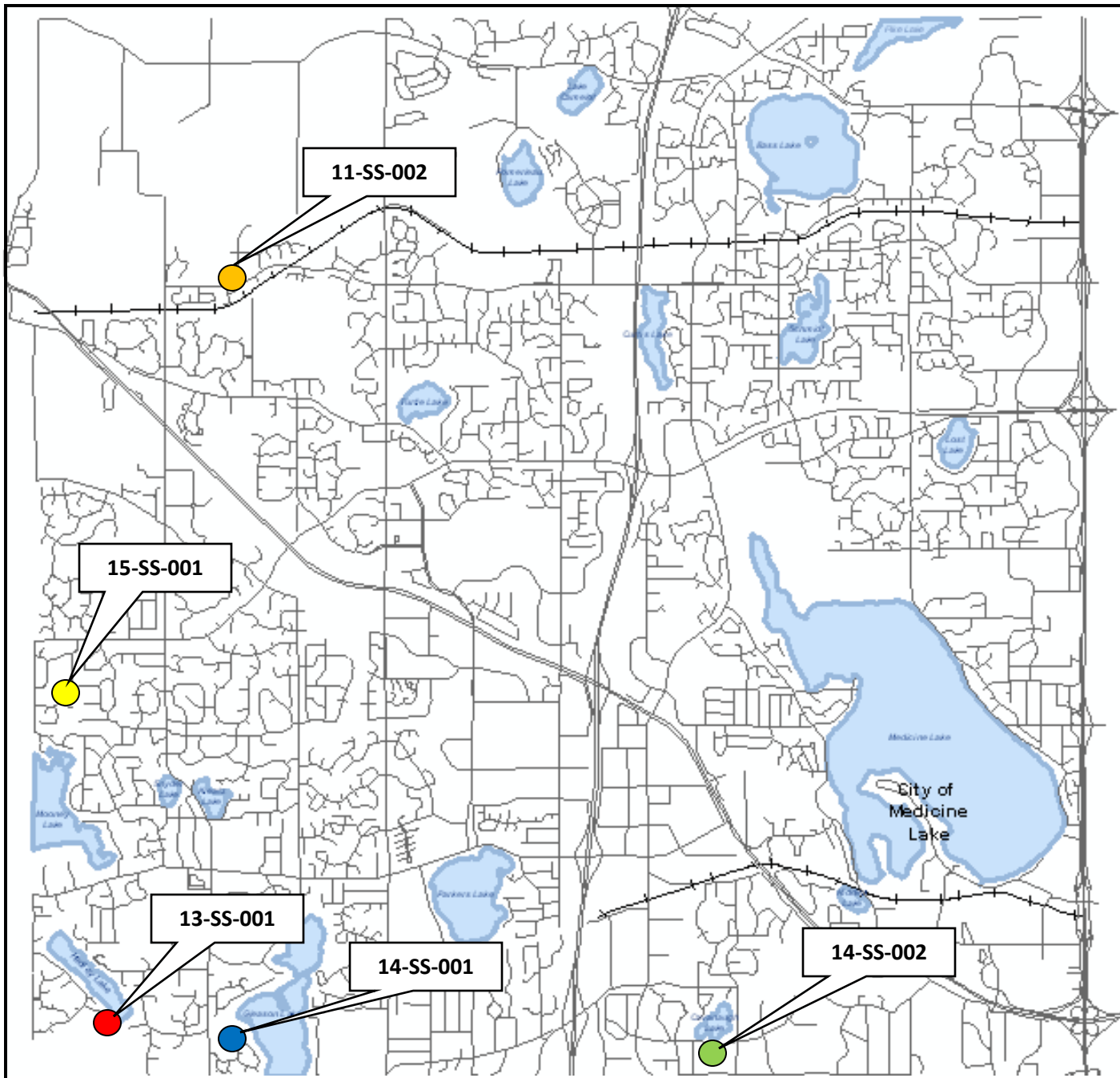
Department	Project#	Priority	2012	2013	2014	2015	2016	Total
Sanitary Sewer								
Line Sanitary Sewer Main: Annual Program	06-SS-003	n/a	510,000	570,000	630,000	710,000	780,000	3,200,000
Trunk Sewer Oversizing	08-SS-002	n/a	100,000	100,000	100,000	100,000	100,000	500,000
Abandon Conor Meadows Lift Station	11-SS-002	n/a	200,000					200,000
Refurbish Ferndale North Liftstation	13-SS-001	n/a	100,000	700,000				800,000
Refurbish Kingswood Farms Liftstation	14-SS-001	n/a		100,000	700,000			800,000
Refurbish Sunset Hill Lift Station	14-SS-002	n/a			140,000	600,000		740,000
Refurbish Greentree Lift Station	15-SS-001	n/a				140,000	600,000	740,000
Sanitary Sewer Total			910,000	1,470,000	1,570,000	1,550,000	1,480,000	6,980,000
Sewer Fund			610,000	1,370,000	1,470,000	1,450,000	1,380,000	6,280,000
Utility Trunk Fund			300,000	100,000	100,000	100,000	100,000	700,000
Sanitary Sewer Total			910,000	1,470,000	1,570,000	1,550,000	1,480,000	6,980,000
Grand Total			910,000	1,470,000	1,570,000	1,550,000	1,480,000	6,980,000

2012-2016 Capital Improvement Program

Sanitary Sewer Projects

- 2012
- 2013
- 2014
- 2015
- 2016

Note: Not all CIP projects shown on map.



Project # 06-SS-003
Project Name Line Sanitary Sewer Main: Annual Program

Department Sanitary Sewer
Contact
Type Repair/Replacement
Useful Life
Category Public Works
Priority

Description

This project would line existing sewer mains in areas of the City having infiltration and/or root intrusion and maintenance problems. A majority of this work will be done in areas with older clay pipe. This is expected to be an annual and ongoing program.

Justification

This project is part of the City's annual I & I program aimed at eliminating the introduction of groundwater into the sanitary sewer system. The area to be lined in a given year will be determined by televising the sanitary sewer.

Expenditures	2012	2013	2014	2015	2016	Total
Planning/Design	10,000	10,000	10,000	10,000	10,000	50,000
Construction/Maintenance	500,000	560,000	620,000	700,000	770,000	3,150,000
Total	510,000	570,000	630,000	710,000	780,000	3,200,000

Funding Sources	2012	2013	2014	2015	2016	Total
Sewer Fund	510,000	570,000	630,000	710,000	780,000	3,200,000
Total	510,000	570,000	630,000	710,000	780,000	3,200,000

Project # 08-SS-002
Project Name Trunk Sewer Oversizing

Department Sanitary Sewer
Contact
Type Improvement/Acquisition
Useful Life
Category Public Works
Priority

Description

This project would reimburse developer(s) for the oversize and overdepth installation of trunk sewer as identified in the Comprehensive Plan Development Staging Plan. Much of the construction is anticipated to be done by the developers who will be reimbursed for oversizing beyond their basic responsibility. The actual timing of the improvement will depend on development activity.

Justification

The City's Comprehensive Plan contemplates the extension of gravity sewer in accordance with the Development Staging Plan.

Expenditures	2012	2013	2014	2015	2016	Total
Construction/Maintenance	100,000	100,000	100,000	100,000	100,000	500,000
Total	100,000	100,000	100,000	100,000	100,000	500,000

Funding Sources	2012	2013	2014	2015	2016	Total
Utility Trunk Fund	100,000	100,000	100,000	100,000	100,000	500,000
Total	100,000	100,000	100,000	100,000	100,000	500,000

Project # 11-SS-002
Project Name Abandon Conor Meadows Lift Station

Department Sanitary Sewer
Contact
Type Repair/Replacement
Useful Life
Category Public Works
Priority

Description

This project would abandon the Conor Meadows Lift Station and forcemain which would be replaced by gravity sewer.

Justification

Gravity sewer will be available to the area served by the Conor Meadows Lift Station through the development of adjacent property.

Expenditures	2012	2013	2014	2015	2016	Total
Construction/Maintenance	200,000					200,000
Total	200,000					200,000

Funding Sources	2012	2013	2014	2015	2016	Total
Utility Trunk Fund	200,000					200,000
Total	200,000					200,000

Project # 13-SS-001
Project Name Refurbish Ferndale North Liftstation

Department Sanitary Sewer
Contact
Type Repair/Replacement
Useful Life
Category Public Works
Priority

Description

This project would refurbish the Ferndale North liftstation. The end result should be a more reliable liftstation. Site constraints prohibit the inclusion of an on-site generator.

Justification

The Sanitary Sewer Plan element of the Comprehensive Plan identifies the need to upgrade and refurbish 7 aging and deteriorating liftstations. Renovation of the Ferndale North Liftstation will continue the program on the revised schedule.

Expenditures	2012	2013	2014	2015	2016	Total
Planning/Design	100,000					100,000
Construction/Maintenance		700,000				700,000
Total	100,000	700,000				800,000

Funding Sources	2012	2013	2014	2015	2016	Total
Sewer Fund	100,000	700,000				800,000
Total	100,000	700,000				800,000

Project # 14-SS-001
Project Name Refurbish Kingswood Farms Liftstation

Department Sanitary Sewer
Contact
Type Repair/Replacement
Useful Life
Category Public Works
Priority

Description

This project would refurbish the Kingswood Farms liftstation. The end result should be a more reliable liftstation. Site constraints prohibit the inclusion of an on-site generator.

Justification

The Sanitary Sewer Plan element of the Comprehensive Plan identifies the need to upgrade and refurbish 7 aging and deteriorating liftstations. Renovation of the Kingswood Farms Liftstation will continue the program on the revised schedule.

Expenditures	2012	2013	2014	2015	2016	Total
Planning/Design		100,000				100,000
Construction/Maintenance			700,000			700,000
Total		100,000	700,000			800,000

Funding Sources	2012	2013	2014	2015	2016	Total
Sewer Fund		100,000	700,000			800,000
Total		100,000	700,000			800,000

Project # 14-SS-002
Project Name Refurbish Sunset Hill Lift Station

Department Sanitary Sewer
Contact
Type Repair/Replacement
Useful Life
Category Public Works
Priority

Description

This project would refurbish the Kingswood Farms liftstation. The end result should be a more reliable liftstation with an on-site generator.

Justification

The Sanitary Sewer Plan element of the Comprehensive Plan identifies the need to upgrade and refurbish 7 aging and deteriorating liftstations. Renovation of the Sunset Hill Liftstation will continue the program on the revised schedule.

Expenditures	2012	2013	2014	2015	2016	Total
Planning/Design			140,000			140,000
Construction/Maintenance				600,000		600,000
Total			140,000	600,000		740,000

Funding Sources	2012	2013	2014	2015	2016	Total
Sewer Fund			140,000	600,000		740,000
Total			140,000	600,000		740,000

Project # 15-SS-001
Project Name Refurbish Greentree Lift Station

Department Sanitary Sewer
Contact
Type Repair/Replacement
Useful Life
Category Public Works
Priority

Description

This project would refurbish the Greentree Lift Station. The end result would be a more reliable lift station. Several parts were upgraded in 2011 due to age and from storm damage.

Justification

The Sanitary Sewer Plan element of the Comprehensive Plan identifies the need to upgrade and refurbish 7 aging and deteriorating liftstations. Renovation of the Greentree Liftstation will continue the program on the revised schedule.

Expenditures	2012	2013	2014	2015	2016	Total
Planning/Design				140,000		140,000
Construction/Maintenance					600,000	600,000
Total				140,000	600,000	740,000

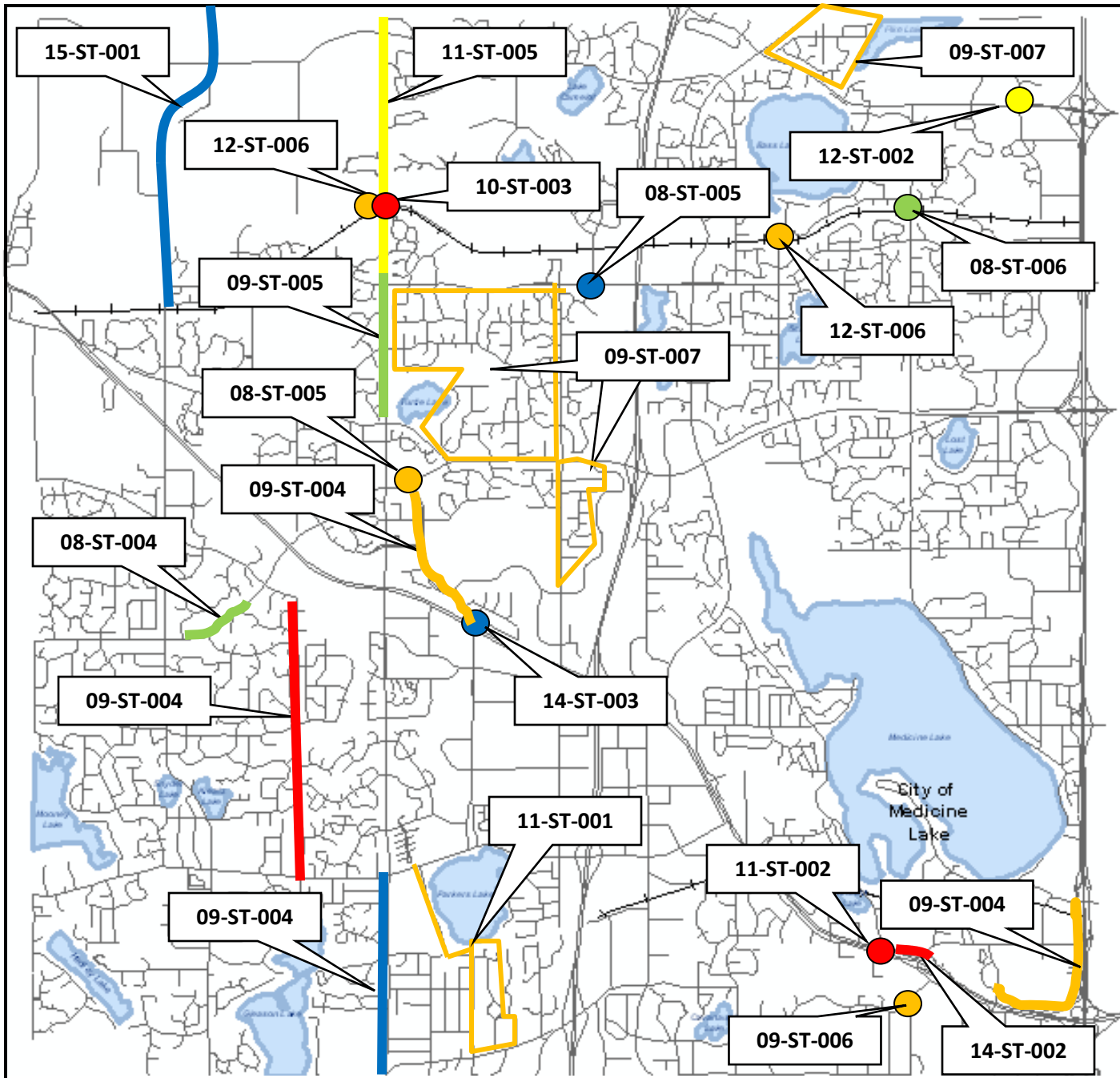
Funding Sources	2012	2013	2014	2015	2016	Total
Sewer Fund				140,000	600,000	740,000
Total				140,000	600,000	740,000

City of Plymouth, Minnesota
Capital Improvement Program
2012 thru 2016

PROJECTS & FUNDING SOURCES BY DEPARTMENT


Department	Project#	Priority	2012	2013	2014	2015	2016	Total	
Streets									
CR 101 - CR 6 to CR 24	08-ST-003	n/a	800,000					800,000	
CR 24 - 30th Avenue to CR 101	08-ST-004	n/a				3,000,000		3,000,000	
Traffic Signals	08-ST-005	n/a	300,000	50,000	300,000			650,000	
Rail X-ing Safety Improvements - Zachary Lane	08-ST-006	n/a				255,000		255,000	
Mill & Overlay Projects	09-ST-004	n/a	1,260,000	620,000	620,000	620,000	620,000	3,740,000	
Vicksburg Lane -Old Rockford Rd to Schmidt Lake Rd	09-ST-005	n/a			400,000	9,000,000		9,400,000	
Replace Retaining Walls	09-ST-006	n/a	90,000	90,000	90,000	90,000	90,000	450,000	
Edge Mill and Overlay Projects	09-ST-007	n/a	2,330,000	2,020,000	2,020,000	2,020,000	2,020,000	10,410,000	
Rail X-ing Safety Improvements - Vicksburg Lane	10-ST-003	n/a		255,000				255,000	
2012 Street Reconstruction	11-ST-001	n/a	2,440,000					2,440,000	
West Medicine Lake & Hwy 55 Intersection	11-ST-002	n/a	40,000	420,000				460,000	
Vicksburg Lane - Schmidt Lake Rd to Maple Grove	11-ST-005	n/a				400,000	9,600,000	10,000,000	
Concrete Sidewalk Replacement	11-ST-010	n/a	100,000	50,000	50,000	50,000	50,000	300,000	
Nathan Lane & CR 10 Intersection	12-ST-002	n/a				100,000	500,000	600,000	
Railroad Crossing Channelization	12-ST-006	n/a	40,000					40,000	
LED Traffic Signal Retrofit	12-ST-007	n/a	70,000					70,000	
2013 Street Reconstruction	13-ST-001	n/a	70,000	1,400,000				1,470,000	
2014 Street Reconstruction	14-ST-001	n/a		80,000	2,000,000			2,080,000	
TH 55 Frontage Road Reconstruction	14-ST-002	n/a	30,000	320,000				350,000	
TH 55/Niagara Lane Traffic Signal Replacement	14-ST-003	n/a		200,000	1,150,000			1,350,000	
Peony Lane - Schmidt Lake Rd to Maple Grove	15-ST-001	n/a		300,000	7,000,000			7,300,000	
2015 Street Reconstruction	15-ST-002	n/a			80,000	2,000,000		2,080,000	
2016 Street Reconstruction	19-ST-001	n/a				80,000	2,000,000	2,080,000	
Streets Total			7,570,000	5,805,000	13,710,000	17,615,000	14,880,000	59,580,000	
Capital Improvement Fund					105,000		105,000	210,000	
Community Improvement Fund				40,000				40,000	
Donations						40,000		40,000	
Federal Funding					350,000	900,000	5,650,000	7,000,000	13,900,000
Hennepin County				700,000			2,200,000	2,900,000	
Municipal State Aid Fund				440,000	770,000	660,000	4,500,000	3,100,000	9,470,000
Other				70,000		6,475,000		6,545,000	
Park Replacement Fund					45,000	45,000	45,000	45,000	180,000
Sewer Fund				90,000	70,000	10,000	10,000	10,000	190,000

Department	Project#	Priority	2012	2013	2014	2015	2016	Total
<i>Special Assessments - Streets</i>			2,290,000	1,460,000	1,640,000	1,840,000	1,840,000	9,070,000
<i>State/County/Federal</i>					250,000			250,000
<i>Street Replacement Fund</i>			3,760,000	2,865,000	3,135,000	2,935,000	2,855,000	15,550,000
<i>Utility Trunk Fund</i>					525,000			525,000
<i>Water Fund</i>			100,000	100,000	20,000	310,000	10,000	540,000
<i>Water Resources Fund</i>			80,000	40,000	10,000	20,000	20,000	170,000
		Streets Total	7,570,000	5,805,000	13,710,000	17,615,000	14,880,000	59,580,000
		Grand Total	7,570,000	5,805,000	13,710,000	17,615,000	14,880,000	59,580,000



2012-2016 Capital Improvement Program

Street Projects



Note: Not all CIP projects shown on map.



Project # 08-ST-003
Project Name CR 101 - CR 6 to CR 24

Department Streets
Contact
Type Improvement/Acquisition
Useful Life
Category Public Works
Priority

Description

This project reconstructs County Road 101 from County Road 6 to County Road 24 which will result in the expansion of the current two-lane configuration to increase capacity and safety. This project will also result in the expenditure of City funds for water main replacement and storm sewer system improvements.

Justification

Hennepin County has included this project in its C.I.P. as described. Federal funding in the amount of \$4,900,000 will be used for this project. The City Council has approved a Cooperative Agreement for this project.

Expenditures	2012	2013	2014	2015	2016	Total
Construction/Maintenance	800,000					800,000
Total	800,000					800,000

Funding Sources	2012	2013	2014	2015	2016	Total
Hennepin County	700,000					700,000
Municipal State Aid Fund	100,000					100,000
Total	800,000					800,000

Project # 08-ST-004
Project Name CR 24 - 30th Avenue to CR 101

Department Streets
Contact
Type Improvement/Acquisition
Useful Life
Category Public Works
Priority

Description

This project reconstructs County Road 24 from County Road 101 east to approximately Jewel Lane. This project has been postponed indefinitely by Hennepin County. Water main under the section of CR 24 from 30th Avenue to CR 101 is in excess of 30 years old. Since CR 24 is being reconstructed in that area it would be prudent to replace the aging water main with the project.

Justification

This project has been postponed indefinitely by Hennepin County. If the water main in CR 24 from 30th Avenue to CR 101 is not replaced as part of the CR24 project the City runs the risk of having to make a large number of main repairs in a new street surface which would affect the condition and longevity of the street.

Expenditures	2012	2013	2014	2015	2016	Total
Planning/Design				50,000		50,000
Construction/Maintenance				2,950,000		2,950,000
Total				3,000,000		3,000,000

Funding Sources	2012	2013	2014	2015	2016	Total
Hennepin County				2,200,000		2,200,000
Municipal State Aid Fund				500,000		500,000
Water Fund				300,000		300,000
Total				3,000,000		3,000,000

Project # 08-ST-005
Project Name Traffic Signals

Department Streets
Contact
Type Improvement/Acquisition
Useful Life
Category Public Works
Priority

Description

This project provides for the installation of traffic signals at intersections that meet warrants and the City's Traffic Signal Ranking System.
 2012 - Plymouth Boulevard at County Road 9
 2014 - Cheshire Lane at Schmidt Lake Road
 Developer funding in the amount of \$40,000 has already been received for the intersection of Cheshire Lane and Schmidt Lake Road.

Justification

The signal at Cheshire Lane/Schmidt Lake Road would be the result of Cheshire Lane being constructed through to County Road 47 and opened to traffic in 2013. Other signals that meet warrants and are recommended on the City's Traffic Signal Ranking System will be installed when warranted.

Expenditures	2012	2013	2014	2015	2016	Total
Planning/Design		50,000				50,000
Construction/Maintenance	300,000		300,000			600,000
Total	300,000	50,000	300,000			650,000

Funding Sources	2012	2013	2014	2015	2016	Total
Donations			40,000			40,000
Municipal State Aid Fund	300,000	50,000	260,000			610,000
Total	300,000	50,000	300,000			650,000

Project # 08-ST-006
Project Name Rail X-ing Safety Improvements - Zachary Lane

Department Streets
Contact
Type Improvement/Acquisition
Useful Life
Category Public Works
Priority

Description

This project constructs improvements at the Canadian Pacific (CP) Railroad crossing of Zachary Lane. The improvements would likely include either the relocation of the existing crossing gates and lane separation and signage to prevent waiting vehicles from bypassing the crossing gate or the addition of 2 crossing gates to fully block the crossing.

Justification

The safety improvements at this crossing are required by federal law if the City desires to prevent trains from blowing their whistles at each crossing.

Expenditures	2012	2013	2014	2015	2016	Total
Construction/Maintenance				255,000		255,000
Total				255,000		255,000

Funding Sources	2012	2013	2014	2015	2016	Total
Capital Improvement Fund				105,000		105,000
Federal Funding				150,000		150,000
Total				255,000		255,000

Project # 09-ST-004
Project Name Mill & Overlay Projects

Department Streets
Contact
Type Repair/Replacement
Useful Life
Category Public Works
Priority

Description

This project would remove and replace the top layer of pavement on a street. Mill and overlay projects also include repair of curb and gutter, drainage structures and sanitary manholes as needed. This procedure would add approximately 10-15 years of life to this roadway. The streets to be overlaid will be determined in the program year based on a condition assessment.

2012 - Plymouth Boulevard, TH 55 to Rockford Road (\$600,000)
 2012 - 6th Avenue/Kilmer Lane/Revere Lane, TH 55 to 13th Avenue (\$600,000)
 2013 - Dunkirk Lane, CR 6 to Medina Road (\$600,000)
 2014 - Vicksburg Lane, Gleason Lake Drive to CR 6 (\$600,000)

Justification

Street overlays are an important and cost effective part of the Pavement Management Program. They bridge the gap between street maintenance and street reconstruction. A street is generally overlaid before the condition deteriorates too far. An overlay at the proper time maintains the investment previously made in the roadway and cost effectively extends the life of the street.

Expenditures	2012	2013	2014	2015	2016	Total
Planning/Design	60,000	20,000	20,000	20,000	20,000	140,000
Construction/Maintenance	1,200,000	600,000	600,000	600,000	600,000	3,600,000
Total	1,260,000	620,000	620,000	620,000	620,000	3,740,000

Funding Sources	2012	2013	2014	2015	2016	Total
Special Assessments - Streets	360,000	10,000	40,000	240,000	240,000	890,000
Street Replacement Fund	900,000	610,000	580,000	380,000	380,000	2,850,000
Total	1,260,000	620,000	620,000	620,000	620,000	3,740,000

Project # 09-ST-005
Project Name Vicksburg Lane -Old Rockford Rd to Schmidt Lake Rd

Department Streets
Contact
Type Improvement/Acquisition
Useful Life
Category Public Works
Priority

Description

This project includes the reconstruction and widening of Vicksburg Lane from Old Rockford Road to Schmidt Lake Road. The reconstruction and widening will add capacity and improve safety.

Justification

The widening of Vicksburg Lane from Old Rockford Road to Schmidt Lake Road is consistent with the transportation element of the Comprehensive Plan.

Expenditures	2012	2013	2014	2015	2016	Total
Planning/Design			400,000			400,000
Construction/Maintenance				9,000,000		9,000,000
Total			400,000	9,000,000		9,400,000

Funding Sources	2012	2013	2014	2015	2016	Total
Federal Funding				5,500,000		5,500,000
Municipal State Aid Fund			400,000	3,500,000		3,900,000
Total			400,000	9,000,000		9,400,000

Project # 09-ST-006
Project Name Replace Retaining Walls

Department Streets
Contact
Type Repair/Replacement
Useful Life
Category Public Works
Priority

Description

These projects would replace existing wooden retaining wall that are deteriorating with a block wall. The location of the remaining replacements will be determined at a later date.
 2012 - Sunset Trail near Balsam Lane

Justification

The existing walls are deteriorating and near the end of their useful life. The replacement of wooden retaining walls would address safety concerns. Park Maintenance will fund those portions of the wall that retain for trails.

Expenditures	2012	2013	2014	2015	2016	Total
Planning/Design	10,000	10,000	10,000	10,000	10,000	50,000
Construction/Maintenance	80,000	80,000	80,000	80,000	80,000	400,000
Total	90,000	90,000	90,000	90,000	90,000	450,000

Funding Sources	2012	2013	2014	2015	2016	Total
Park Replacement Fund		45,000	45,000	45,000	45,000	180,000
Street Replacement Fund	90,000	45,000	45,000	45,000	45,000	270,000
Total	90,000	90,000	90,000	90,000	90,000	450,000

Project # 09-ST-007
Project Name Edge Mill and Overlay Projects

Department Streets
Contact
Type Repair/Replacement
Useful Life
Category Public Works
Priority

Description

This project involves edge milling and repaving 1.5" of bituminous on various streets. The streets to be overlaid will be determined in the program year based on a condition assessment.
 2012 - Kingsview Heights, Quail Ridge, Bass Lake Estates, Fox Glen
 2013 - Deerwood Glen/Rolling Hills, Steeplechase, Fox Run
 2014 - Swan Lake, Parkview Ridge/Cedar Ridge (tentative)
 2015 - Lake Camelot Est., Bass Lake Heights/Hills/Terrace (tentative)
 2016 - Boulder Crest, Amber Woods, Churhill Farms, MIP (tentative)

Justification

This was first done in 2005 and was proven to be a successful and cost effective tool in the Pavement Management Program.

Expenditures	2012	2013	2014	2015	2016	Total
Planning/Design	30,000	20,000	20,000	20,000	20,000	110,000
Construction/Maintenance	2,300,000	2,000,000	2,000,000	2,000,000	2,000,000	10,300,000
Total	2,330,000	2,020,000	2,020,000	2,020,000	2,020,000	10,410,000

Funding Sources	2012	2013	2014	2015	2016	Total
Special Assessments - Streets	930,000	800,000	800,000	800,000	800,000	4,130,000
Street Replacement Fund	1,400,000	1,220,000	1,220,000	1,220,000	1,220,000	6,280,000
Total	2,330,000	2,020,000	2,020,000	2,020,000	2,020,000	10,410,000

Project # 10-ST-003
Project Name Rail X-ing Safety Improvements - Vicksburg Lane

Department Streets
Contact
Type Improvement/Acquisition
Useful Life
Category Public Works
Priority

Description

This project constructs improvements at the Canadian Pacific Railroad crossing of Vicksburg Lane. The improvements would likely include either the relocation of the existing crossing gates and lane separation and signage to prevent waiting vehicles from bypassing the crossing gate or the addition of 2 additional crossing gates to fully block the crossing.

Justification

The safety improvements at this crossing are required by Federal law if the City desires to prevent trains from blowing their whistles at each crossing during nighttime hours. The existing crossing gates are old and out of date. It is anticipated that the CP Railroad will pay a significant portion of the total cost to upgrade the gates, however their funding contribution is not guaranteed and will have to be negotiated.

***** If Federal Funding is obtained for the bridge crossing over the railroad (11-ST-005), this project would not be required. *****

Expenditures	2012	2013	2014	2015	2016	Total
Construction/Maintenance		255,000				255,000
Total		255,000				255,000

Funding Sources	2012	2013	2014	2015	2016	Total
Capital Improvement Fund		105,000				105,000
Federal Funding		150,000				150,000
Total		255,000				255,000

Project # 11-ST-001
Project Name 2012 Street Reconstruction

Department Streets
Contact
Type Repair/Replacement
Useful Life
Category Public Works
Priority

Description

This project reconstructs streets in the Circle Park neighborhood. To improve water quality in this area, 4 raingardens and a water quality pond are planned. The project also includes the installation of Inflow/Infiltration barriers in sanitary sewer manholes. Watermain will be evaluated and replaced if necessary. At a minimum, valves and related appurtenances will be replaced.

Justification

This project reconstructs several streets in existing neighborhoods as recommended by the Pavement Management Program. A primary City Council goal is to enhance the street reconstruction program to stem the decline in overall street condition. The project would result in improved surface water quality as outlined in the Water Resources Management Plan. The sanitary sewer manhole lining reduces inflow/infiltration. The City's water infrastructure is aging and must be replaced when cost-effective. Staff reviews each reconstruction area to determine the condition of the underlying water main. If the valves are in poor condition and cannot be reasonably expected to last for the life of the new street surface they should be replaced.

Expenditures	2012	2013	2014	2015	2016	Total
Construction/Maintenance	2,440,000					2,440,000
Total	2,440,000					2,440,000

Funding Sources	2012	2013	2014	2015	2016	Total
Sewer Fund	90,000					90,000
Special Assessments - Streets	1,000,000					1,000,000
Street Replacement Fund	1,170,000					1,170,000
Water Fund	100,000					100,000
Water Resources Fund	80,000					80,000
Total	2,440,000					2,440,000

Project # 11-ST-002
Project Name West Medicine Lake & Hwy 55 Intersection

Department Streets
Contact
Type Improvement/Acquisition
Useful Life
Category Public Works
Priority

Description

This project would reconstruct and reconfigure the West Medicine Lake & Trunk Highway 55 intersection, including signal modifications. In addition, the frontage road intersection would be relocated a couple hundred feet further away from Trunk Highway 55. Purchase of right-of-way is likely for this project and has been included in the estimated cost.

Justification

Reconstruction of the intersection, including the frontage road relocation, would improve traffic flow for southbound West Medicine Lake Road and improve safety of the intersection. This project would also be needed to accommodate the redevelopment of the property south of TH 55.

Expenditures	2012	2013	2014	2015	2016	Total
Planning/Design	40,000					40,000
Construction/Maintenance		420,000				420,000
Total	40,000	420,000				460,000

Funding Sources	2012	2013	2014	2015	2016	Total
Municipal State Aid Fund	40,000	420,000				460,000
Total	40,000	420,000				460,000

Project # 11-ST-005
Project Name Vicksburg Lane - Schmidt Lake Rd to Maple Grove

Department Streets
Contact
Type Improvement/Acquisition
Useful Life
Category Public Works
Priority

Description

Reconstructing, widening and constructing a bridge over the CP Rail line between Schmidt Lake Road and Maple Grove.

Justification

The widening of Vicksburg Lane from Schmidt Lake Road to Maple Grove is consistent with the transportation section of the Comprehensive Plan.

Expenditures	2012	2013	2014	2015	2016	Total
Planning/Design				400,000		400,000
Construction/Maintenance					9,600,000	9,600,000
Total				400,000	9,600,000	10,000,000

Funding Sources	2012	2013	2014	2015	2016	Total
Federal Funding					7,000,000	7,000,000
Municipal State Aid Fund				400,000	2,600,000	3,000,000
Total				400,000	9,600,000	10,000,000

Project # 11-ST-010
Project Name Concrete Sidewalk Replacement

Department Streets
Contact
Type Repair/Replacement
Useful Life
Category Public Works
Priority

Description

This project would replace concrete sidewalk that has deteriorated, is cracked and heaved or is a tripping hazard. 2012 funding includes carryover funding from 2011.

Justification

This project would provide a proactive approach to hazard elimination.

Expenditures	2012	2013	2014	2015	2016	Total
Construction/Maintenance	100,000	50,000	50,000	50,000	50,000	300,000
Total	100,000	50,000	50,000	50,000	50,000	300,000

Funding Sources	2012	2013	2014	2015	2016	Total
Street Replacement Fund	100,000	50,000	50,000	50,000	50,000	300,000
Total	100,000	50,000	50,000	50,000	50,000	300,000

Project # 12-ST-002
Project Name Nathan Lane & CR 10 Intersection

Department Streets
Contact
Type Improvement/Acquisition
Useful Life
Category Public Works
Priority

Description

This project reconstructs and reconfigures the intersection of Nathan Lane & County Road 10 to improve the operation and safety of the intersection. This project is dependent upon the development of vacant land south of County Road 10.

Justification

The Nathan Lane/County Road 10 intersection needs to be reconfigured to effectively serve the Nathan Lane traffic. Development of the large area south of County Road 10 would exacerbate the problems.

Expenditures	2012	2013	2014	2015	2016	Total
Planning/Design				100,000		100,000
Construction/Maintenance					500,000	500,000
Total				100,000	500,000	600,000

Funding Sources	2012	2013	2014	2015	2016	Total
Municipal State Aid Fund				100,000	500,000	600,000
Total				100,000	500,000	600,000

Project # 12-ST-006
Project Name Railroad Crossing Channelization

Department Streets
Contact
Type Improvement/Acquisition
Useful Life
Category Public Works
Priority

Description

This project would provide channelization at three railroad crossings that do not currently have channelization or other devices intended to prohibit vehicles from driving around the crossing gates.

Justification

The City will lose the partial whistle ban unless improvements are made to the railroad crossings due to an accident at the Vicksburg Lane crossing.

Expenditures	2012	2013	2014	2015	2016	Total
Construction/Maintenance	40,000					40,000
Total	40,000					40,000

Funding Sources	2012	2013	2014	2015	2016	Total
Community Improvement Fund	40,000					40,000
Total	40,000					40,000

Project # 12-ST-007
Project Name LED Traffic Signal Retrofit

Department Streets
Contact
Type Repair/Replacement
Useful Life
Category Public Works
Priority

Description

This project would retrofit all City powered traffic signals with LED signal heads. The LEDs use far less power and have a longer life and less maintenance than regular bulbs.

Justification

The return on investment for this project is 2.96 years.

Expenditures	2012	2013	2014	2015	2016	Total
Construction/Maintenance	70,000					70,000
Total	70,000					70,000

Funding Sources	2012	2013	2014	2015	2016	Total
Other	70,000					70,000
Total	70,000					70,000

Project # 13-ST-001
Project Name 2013 Street Reconstruction

Department Streets
Contact
Type Repair/Replacement
Useful Life
Category Public Works
Priority

Description

This project reconstructs the streets in the Sagamore/Trenton Place neighborhoods (43rd Avenue/Trenton Lane/Revere Lane). Watermain will be evaluated and replaced if necessary. At a minimum, bolts connecting water valves and hydrants will be replaced. To improve water quality in this area, raingardens are planned. The number of raingardens corresponds directly with the miles of streets being reconstructed. The project also includes the installation of Inflow/Infiltration barriers in sanitary sewer manholes.

Justification

This project reconstructs streets in existing neighborhoods. A primary City Council goal is to enhance the street reconstruction program to stem the decline in overall street condition. The project would result in improved surface water quality as outlined in the Water Resources Management Plan. The sanitary sewer manhole lining reduces inflow/infiltration.

The City's water infrastructure is aging and must be replaced when cost-effective. The most cost-effective time is when streets are being reconstructed. Staff reviews each reconstruction area to determine the condition of the underlying water main. If the main is in poor condition and cannot be reasonably expected to last for the life of the new street surface it should be replaced.

Expenditures	2012	2013	2014	2015	2016	Total
Planning/Design	70,000					70,000
Construction/Maintenance		1,400,000				1,400,000
Total	70,000	1,400,000				1,470,000

Funding Sources	2012	2013	2014	2015	2016	Total
Sewer Fund		20,000				20,000
Special Assessments - Streets		560,000				560,000
Street Replacement Fund	70,000	760,000				830,000
Water Fund		50,000				50,000
Water Resources Fund		10,000				10,000
Total	70,000	1,400,000				1,470,000

Project # 14-ST-001
Project Name 2014 Street Reconstruction

Department Streets
Contact
Type Repair/Replacement
Useful Life
Category Public Works
Priority

Description

This project reconstructs streets that have deteriorated to the point where routine maintenance has become too costly and the streets life is nearing the end. Watermain will be evaluated and replaced if necessary. At a minimum, bolts connecting water valves and hydrants will be replaced. To improve water quality in this area, raingardens are planned. The number of raingardens corresponds directly with the miles of streets being reconstructed. The project also includes the installation of Inflow/Infiltration barriers in sanitary sewer manholes.

Justification

This project reconstructs streets in existing neighborhoods. A primary City Council goal is to enhance the street reconstruction program to stem the decline in overall street condition. The project would result in improved surface water quality as outlined in the Water Resources Management Plan. The sanitary sewer manhole lining reduces inflow/infiltration.

The City's water infrastructure is aging and must be replaced when cost-effective. The most cost-effective time is when streets are being reconstructed. Staff reviews each reconstruction area to determine the condition of the underlying water main. If the main is in poor condition and cannot be reasonably expected to last for the life of the new street surface it should be replaced.

Expenditures	2012	2013	2014	2015	2016	Total
Planning/Design		80,000				80,000
Construction/Maintenance			2,000,000			2,000,000
Total		80,000	2,000,000			2,080,000

Funding Sources	2012	2013	2014	2015	2016	Total
Sewer Fund			10,000			10,000
Special Assessments - Streets			800,000			800,000
Street Replacement Fund		80,000	1,160,000			1,240,000
Water Fund			20,000			20,000
Water Resources Fund			10,000			10,000
Total		80,000	2,000,000			2,080,000

Project # 14-ST-002
Project Name TH 55 Frontage Road Reconstruction

Department Streets
Contact
Type Repair/Replacement
Useful Life
Category Public Works
Priority

Description

This project reconstructs the TH 55 frontage road east of West Medicine Lake Drive. To improve water quality in this area, raingardens are planned. The number of raingardens corresponds directly with the miles of streets being reconstructed. The project also includes the installation of Inflow/Infiltration barriers in sanitary sewer manholes.

Justification

This project reconstructs a street as recommended by the Pavement Management Program. A primary City Council goal is to enhance the street reconstruction program to stem the decline in overall street condition. The project would result in improved surface water quality as outlined in the Water Resources Management Plan. The sanitary sewer manhole lining reduces inflow/infiltration.

Expenditures	2012	2013	2014	2015	2016	Total
Planning/Design	30,000					30,000
Construction/Maintenance		320,000				320,000
Total	30,000	320,000				350,000

Funding Sources	2012	2013	2014	2015	2016	Total
Sewer Fund		50,000				50,000
Special Assessments - Streets		90,000				90,000
Street Replacement Fund	30,000	100,000				130,000
Water Fund		50,000				50,000
Water Resources Fund		30,000				30,000
Total	30,000	320,000				350,000

Project # 14-ST-003
Project Name TH 55/Niagara Lane Traffic Signal Replacement

Department Streets
Contact
Type Improvement/Acquisition
Useful Life
Category Public Works
Priority

Description

The project replaces the existing traffic signal at TH 55 and Niagara Lane/Plymouth Boulevard. Also included are capacity improvements on TH 55. The north and south approaches may also be modified to further improve capacity.

Justification

The left-turn movements at this intersection do not have adequate time to accommodate all of the vehicles in the queue resulting in crashes involving impatient motorists.

Expenditures	2012	2013	2014	2015	2016	Total
Land Acquisition		200,000				200,000
Construction/Maintenance			1,150,000			1,150,000
Total		200,000	1,150,000			1,350,000

Funding Sources	2012	2013	2014	2015	2016	Total
Federal Funding		200,000	900,000			1,100,000
State/County/Federal			250,000			250,000
Total		200,000	1,150,000			1,350,000

Department Streets
Contact
Type Improvement/Acquisition
Useful Life
Category Public Works
Priority

Project # 15-ST-001
Project Name Peony Lane - Schmidt Lake Rd to Maple Grove

Description

This project involves the realignment and expansion of Peony Lane/Lawndale in accordance with the Transportation Element of the Comprehensive Plan.

Justification

The widening and realignment of Peony Lane from Schmidt Lake Road to Maple Grove is consistent with the transportation element of the Comprehensive Plan.

Expenditures	2012	2013	2014	2015	2016	Total
Planning/Design		300,000				300,000
Construction/Maintenance			7,000,000			7,000,000
Total		300,000	7,000,000			7,300,000

Funding Sources	2012	2013	2014	2015	2016	Total
Municipal State Aid Fund		300,000				300,000
Other			6,475,000			6,475,000
Utility Trunk Fund			525,000			525,000
Total		300,000	7,000,000			7,300,000

Project # 15-ST-002
Project Name 2015 Street Reconstruction

Department Streets
Contact
Type Repair/Replacement
Useful Life
Category Public Works
Priority

Description

This project reconstructs streets that have deteriorated to the point where routine maintenance has become too costly and the streets life is nearing the end. Watermain will be evaluated and replaced if necessary. At a minimum, bolts connecting water valves and hydrants will be replaced. To improve water quality in this area, raingardens are planned. The number of raingardens corresponds directly with the miles of streets being reconstructed. The project also includes the installation of Inflow/Infiltration barriers in sanitary sewer manholes.

Justification

This project reconstructs streets in existing neighborhoods. A primary City Council goal is to enhance the street reconstruction program to stem the decline in overall street condition. The project would result in improved surface water quality as outlined in the Water Resources Management Plan. The sanitary sewer manhole lining reduces inflow/infiltration.

The City's water infrastructure is aging and must be replaced when cost-effective. The most cost-effective time is when streets are being reconstructed. Staff reviews each reconstruction area to determine the condition of the underlying water main. If the main is in poor condition and cannot be reasonably expected to last for the life of the new street surface it should be replaced.

Expenditures	2012	2013	2014	2015	2016	Total
Planning/Design			80,000			80,000
Construction/Maintenance				2,000,000		2,000,000
Total			80,000	2,000,000		2,080,000

Funding Sources	2012	2013	2014	2015	2016	Total
Sewer Fund				10,000		10,000
Special Assessments - Streets				800,000		800,000
Street Replacement Fund			80,000	1,160,000		1,240,000
Water Fund				10,000		10,000
Water Resources Fund				20,000		20,000
Total			80,000	2,000,000		2,080,000

Project # 19-ST-001
Project Name 2016 Street Reconstruction

Department Streets
Contact
Type Repair/Replacement
Useful Life
Category Public Works
Priority

Description

This project reconstructs streets that have deteriorated to the point where routine maintenance has become too costly and the streets life is nearing the end. Watermain will be evaluated and replaced if necessary. At a minimum, bolts connecting water valves and hydrants will be replaced. To improve water quality in this area, raingardens are planned. The number of raingardens corresponds directly with the miles of streets being reconstructed. The project also includes the installation of Inflow/Infiltration barriers in sanitary sewer manholes.

Justification

This project reconstructs streets in existing neighborhoods. A primary City Council goal is to enhance the street reconstruction program to stem the decline in overall street condition. The project would result in improved surface water quality as outlined in the Water Resources Management Plan. The sanitary sewer manhole lining reduces inflow/infiltration.

The City's water infrastructure is aging and must be replaced when cost-effective. The most cost-effective time is when streets are being reconstructed. Staff reviews each reconstruction area to determine the condition of the underlying water main. If the main is in poor condition and cannot be reasonably expected to last for the life of the new street surface it should be replaced.

Expenditures	2012	2013	2014	2015	2016	Total
Planning/Design				80,000		80,000
Construction/Maintenance					2,000,000	2,000,000
Total				80,000	2,000,000	2,080,000

Funding Sources	2012	2013	2014	2015	2016	Total
Sewer Fund					10,000	10,000
Special Assessments - Streets					800,000	800,000
Street Replacement Fund				80,000	1,160,000	1,240,000
Water Fund					10,000	10,000
Water Resources Fund					20,000	20,000
Total				80,000	2,000,000	2,080,000

City of Plymouth, Minnesota
Capital Improvement Program
 2012 thru 2016

PROJECTS & FUNDING SOURCES BY DEPARTMENT

Department	Project#	Priority	2012	2013	2014	2015	2016	Total
Transit								
Small Passenger Bus Replacement	07-TR-001	n/a		180,000				180,000
Large Passenger Bus Replacement	09-TR-002	n/a		1,500,000				1,500,000
Station 169 Transit Facility	10-TR-001	n/a	5,000,000	5,000,000				10,000,000
Bus Garage NW Transit	10-TR-002	n/a		15,000,000				15,000,000
Transit Station Maintenance and Repairs	10-TR-003	n/a	33,000	55,000	43,000	45,000		176,000
Bus Shelter Maintenance and New Shelters	10-TR-004	n/a	200,000	200,000	200,000	200,000		800,000
	Transit Total		5,233,000	21,935,000	243,000	245,000		27,656,000
				1,680,000				1,680,000
			5,233,000	20,255,000	243,000	245,000		25,976,000
	Transit Total		5,233,000	21,935,000	243,000	245,000		27,656,000
	Grand Total		5,233,000	21,935,000	243,000	245,000		27,656,000

Project # 07-TR-001
Project Name Small Passenger Bus Replacement

Department Transit
Contact
Type Equipment
Useful Life
Category Public Works
Priority

Description

Replace Dial-A-Ride buses.

2013 - Bus No.s 2703, 2704 and 2705

Justification

The replacement schedule is consistent with the Metropolitan Council's fleet replacement plan.

Expenditures	2012	2013	2014	2015	2016	Total
Equip/Vehicles/Furnishings		180,000				180,000
Total		180,000				180,000

Funding Sources	2012	2013	2014	2015	2016	Total
Federal Transit Funding		180,000				180,000
Total		180,000				180,000

Project # 09-TR-002
Project Name Large Passenger Bus Replacement

Department Transit
Contact
Type Equipment
Useful Life
Category Public Works
Priority

Description

Replace 40 foot buses.

2013 - Bus No.s 2204, 2205, 2206, and 2207

Justification

The replacement schedule is consistent with the Metropolitan Council's fleet replacement plan.

Expenditures	2012	2013	2014	2015	2016	Total
Equip/Vehicles/Furnishings		1,500,000				1,500,000
Total		1,500,000				1,500,000

Funding Sources	2012	2013	2014	2015	2016	Total
Federal Transit Funding		1,500,000				1,500,000
Total		1,500,000				1,500,000

Project # 10-TR-001
Project Name Station 169 Transit Facility

Department Transit
Contact
Type Improvement/Acquisition
Useful Life
Category Public Works
Priority

Description

The Metropolitan Council has programmed a second park and ride facility for the City of Plymouth. The key area of focus is the eastern border close to Highway 169.

Justification

The City Council's 2008 goals include regional transportation issues. This project is in the Metropolitan Council's CIP for 2012 and 2013.

Expenditures	2012	2013	2014	2015	2016	Total
Construction/Maintenance	5,000,000	5,000,000				10,000,000
Total	5,000,000	5,000,000				10,000,000

Funding Sources	2012	2013	2014	2015	2016	Total
Regional Transit Capital Bonds	5,000,000	5,000,000				10,000,000
Total	5,000,000	5,000,000				10,000,000

Project # 10-TR-002
Project Name Bus Garage NW Transit

Department Transit
Contact
Type Improvement/Acquisition
Useful Life
Category Public Works
Priority

Description

Discussions are currently underway with the Metropolitan Council to fund a bus garage and maintenance facility in the NW metro area to support Maple Grove Transit and Plymouth Metrolink.

Justification

Having a bus garage in Plymouth would decrease costs for housing buses and travel time to and from routes. This project is in the Metropolitan Council's CIP for 2013.

Expenditures	2012	2013	2014	2015	2016	Total
Construction/Maintenance		15,000,000				15,000,000
Total		15,000,000				15,000,000

Funding Sources	2012	2013	2014	2015	2016	Total
Regional Transit Capital Bonds		15,000,000				15,000,000
Total		15,000,000				15,000,000

Project # 10-TR-003
Project Name Transit Station Maintenance and Repairs

Department Transit
Contact
Type Repair/Replacement
Useful Life
Category Public Works
Priority

Description

This project provides for ongoing maintenance and repairs at Station 73 and The Reserve transit stations.

Justification

Both transit stations are due for critical maintenance and repairs. Structural inspection is also required at Station 73.

Expenditures	2012	2013	2014	2015	2016	Total
Construction/Maintenance	33,000	55,000	43,000	45,000		176,000
Total	33,000	55,000	43,000	45,000		176,000

Funding Sources	2012	2013	2014	2015	2016	Total
Regional Transit Capital Bonds	33,000	55,000	43,000	45,000		176,000
Total	33,000	55,000	43,000	45,000		176,000

Project # 10-TR-004
Project Name Bus Shelter Maintenance and New Shelters

Department Transit
Contact
Type Repair/Replacement
Useful Life
Category Public Works
Priority

Description

This project provides for the purchase of new bus shelters and the ongoing maintenance and rehabilitation of existing bus shelters.

Justification

All existing bus shelters were install in the 1980's or 1990's. The benches are broken, faded and rivets are missing and signage is damaged. There 3 bus stops with pads but no shelters.

Expenditures	2012	2013	2014	2015	2016	Total
Construction/Maintenance	200,000	200,000	200,000	200,000		800,000
Total	200,000	200,000	200,000	200,000		800,000

Funding Sources	2012	2013	2014	2015	2016	Total
Regional Transit Capital Bonds	200,000	200,000	200,000	200,000		800,000
Total	200,000	200,000	200,000	200,000		800,000

City of Plymouth, Minnesota
Capital Improvement Program
 2012 thru 2016

PROJECTS & FUNDING SOURCES BY DEPARTMENT

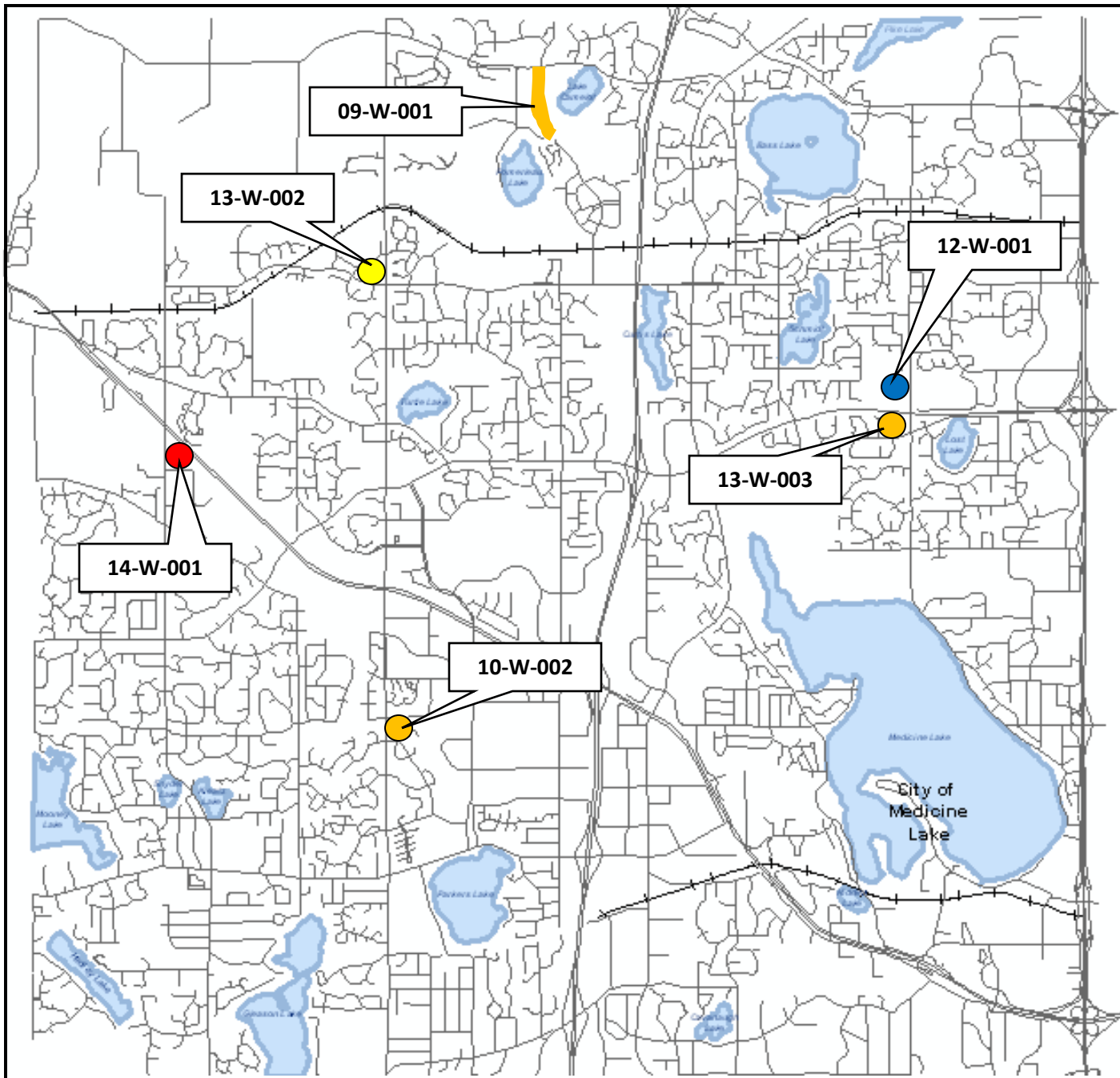
Department	Project#	Priority	2012	2013	2014	2015	2016	Total
Water								
Well Refurbishing	07-W-002	n/a	245,000	255,000	255,000	255,000	255,000	1,265,000
Trunk Watermain Oversizing	08-W-003	n/a	280,000	220,000	220,000	220,000	220,000	1,160,000
Cheshire Ln Trunk Watermain (Fernbrook to CR 47)	09-W-001	n/a	370,000					370,000
Refurbish MIP Water Tower	09-W-003	n/a	550,000					550,000
New Well 17	10-W-002	n/a	700,000					700,000
Refurbish Zachary Water Tower	12-W-001	n/a		70,000	1,000,000			1,070,000
Fiberoptic Telecommunication Connection	12-W-002	n/a	40,000	26,000				66,000
Wells 18 and 19 and New Water Treatment Plant	13-W-002	n/a					7,600,000	7,600,000
Replace Backwash Valves - Zachary WTP	13-W-003	n/a	120,000	120,000				240,000
Refurbish CR 101 Water Tower	14-W-001	n/a	100,000	1,200,000				1,300,000
Water Total			2,405,000	1,891,000	1,475,000	475,000	8,075,000	14,321,000
Utility Trunk Fund			1,350,000	220,000	220,000	220,000	7,820,000	9,830,000
Water Fund			1,055,000	1,671,000	1,255,000	255,000	255,000	4,491,000
Water Total			2,405,000	1,891,000	1,475,000	475,000	8,075,000	14,321,000
Grand Total			2,405,000	1,891,000	1,475,000	475,000	8,075,000	14,321,000

2012-2016 Capital Improvement Program

Water Projects

- 2012
- 2013
- 2014
- 2015
- 2016

Note: Not all CIP projects shown on map.



Project # 07-W-002
Project Name Well Refurbishing

Department Water
Contact
Type Repair/Replacement
Useful Life
Category Public Works
Priority

Description

This program would repair/upgrade 2 well motors and pumps on City wells per year.

Justification

This project keeps infrastructure items operating and upgraded. These projects were previously programmed in the operating budget.

Expenditures	2012	2013	2014	2015	2016	Total
Planning/Design	20,000	20,000	20,000	20,000	20,000	100,000
Construction/Maintenance	225,000	235,000	235,000	235,000	235,000	1,165,000
Total	245,000	255,000	255,000	255,000	255,000	1,265,000

Funding Sources	2012	2013	2014	2015	2016	Total
Water Fund	245,000	255,000	255,000	255,000	255,000	1,265,000
Total	245,000	255,000	255,000	255,000	255,000	1,265,000

Project # 08-W-003
Project Name Trunk Watermain Oversizing

Department Water
Contact
Type Improvement/Acquisition
Useful Life
Category Public Works
Priority

Description

This project would reimburse developer(s) for the oversize installation of trunk watermain as identified in the Comprehensive Plan Development Staging Plan. The actual timing of the improvement will depend on development activity.

Justification

The City's Comprehensive Plan contemplates the extension of trunk watermain in accordance with the Development Staging Plan. The looping of trunk water main would serve new development and improve the flow of water in the area.

Expenditures	2012	2013	2014	2015	2016	Total
Construction/Maintenance	280,000	220,000	220,000	220,000	220,000	1,160,000
Total	280,000	220,000	220,000	220,000	220,000	1,160,000

Funding Sources	2012	2013	2014	2015	2016	Total
Utility Trunk Fund	280,000	220,000	220,000	220,000	220,000	1,160,000
Total	280,000	220,000	220,000	220,000	220,000	1,160,000

Project # 09-W-001
Project Name Cheshire Ln Trunk Watermain (Fernbrook to CR 47)

Department Water
Contact
Type Improvement/Acquisition
Useful Life
Category Public Works
Priority

Description

This project would extend a 20" diameter trunk watermain along Cheshire Lane from Glacier Vista Subdivision to County Road 47. It is anticipated to be done by developers who would be reimbursed for oversizing the watermain beyond their basic responsibility. The actual timing of the improvement will depend on development activity.

Justification

Extension of trunk watermain along Cheshire to County Road 47 is needed to support development and is anticipated in the Comprehensive Plan. It is consistent with the phasing of the water component of the Comprehensive Plan.

Expenditures	2012	2013	2014	2015	2016	Total
Construction/Maintenance	370,000					370,000
Total	370,000					370,000

Funding Sources	2012	2013	2014	2015	2016	Total
Utility Trunk Fund	370,000					370,000
Total	370,000					370,000

Project # 09-W-003
Project Name Refurbish MIP Water Tower

Department Water
Contact
Type Repair/Replacement
Useful Life
Category Public Works
Priority

Description

This project would repaint the MIP water tower located on the north side of County Road 6 east of Xenium Lane. The MIP water tower provides 500,000 gallons of elevated storage for the City's water system.

Justification

Water towers typically have to be repainted every 15 to 20 years. The MIP tower was last painted in 1986. If a tower is not repainted on a periodic basis, it will rust which can lead to structural problems. Painting would include repair of any structural deficiencies identified in the Tank Evaluation Report.

Expenditures	2012	2013	2014	2015	2016	Total
Construction/Maintenance	550,000					550,000
Total	550,000					550,000

Funding Sources	2012	2013	2014	2015	2016	Total
Water Fund	550,000					550,000
Total	550,000					550,000

Project # 10-W-002
Project Name New Well 17

Department Water
Contact
Type Improvement/Acquisition
Useful Life
Category Public Works
Priority

Description

This project is the construction of Well 17 in the Central well field. The well would be located east of Vicksburg Lane near 25th Avenue.

Justification

Well 5 in the Central well field has not been functioning to capacity since well development attempts failed in 2007. The well is operating at 1/4 capacity and can only be used as a back-up. Locating the well near an existing raw water line outside of the influence of other wells in the field would increase capacity and reduce the opportunity for interference.

Expenditures	2012	2013	2014	2015	2016	Total
Construction/Maintenance	700,000					700,000
Total	700,000					700,000

Funding Sources	2012	2013	2014	2015	2016	Total
Utility Trunk Fund	700,000					700,000
Total	700,000					700,000

Project # 12-W-001
Project Name Refurbish Zachary Water Tower

Department Water
Contact
Type Repair/Replacement
Useful Life
Category Public Works
Priority

Description

This project would repaint the Zachary water tower located on the west side of Zachary Lane north of Rockford Road. The Zachary water tower provides 2,000,000 gallons of elevated storage for the City's water system. Pressure washing the interior and exterior of the tower in 2011 will be needed prior to repainting.

Justification

Water towers typically have to be repainted every 15 to 20 years. The Zachary tower was last painted in 1991. If a tower is not repainted on a periodic basis, it will rust which can lead to structural problems. Painting would include repair of any structural deficiencies identified in the Tank Evaluation Report. The tower will be re-evaluated prior to the scheduled repainting.

Expenditures	2012	2013	2014	2015	2016	Total
Planning/Design		70,000				70,000
Construction/Maintenance			1,000,000			1,000,000
Total		70,000	1,000,000			1,070,000

Funding Sources	2012	2013	2014	2015	2016	Total
Water Fund		70,000	1,000,000			1,070,000
Total		70,000	1,000,000			1,070,000

Project # 12-W-002
Project Name Fiberoptic Telecommunication Connection

Department Water
Contact
Type Improvement/Acquisition
Useful Life
Category Public Works
Priority

Description

This project would provide conduit for fiberoptic telecommunication between Central Water Treatment Plant and Wells 7, 12 and 13 in 2012 and between Zachary Water Treatment Plant and Well 15 in 2013.

Justification

Fiberoptic communications are faster and far more reliable than other telecommunications such as radio and telephone. There is also built in redundancy.

Expenditures	2012	2013	2014	2015	2016	Total
Construction/Maintenance	40,000	26,000				66,000
Total	40,000	26,000				66,000

Funding Sources	2012	2013	2014	2015	2016	Total
Water Fund	40,000	26,000				66,000
Total	40,000	26,000				66,000

Project # 13-W-002
Project Name Wells 18 and 19 and New Water Treatment Plant

Department Water
Contact
Type Improvement/Acquisition
Useful Life
Category Public Works
Priority

Description

Wells 18 and 19 could be considered in a new well field on the site of the Vicksburg Reservoir. An additional supply source near the Vicksburg Reservoir would also help to alleviate some of the pressure problems experienced in the area while the reservoir is filling. The water treatment plant capacity needs to be increased to provide a safe water supply in the future. The maximum day demand is projected to surpass 30 MGD in 2012 and reach 32.1 MGD by 2030. Constructing Wells 18 and 19 near the Vicksburg Reservoir would likely require a third, smaller water treatment plant to treat those wells. The minimum treatment capacity would be 2.9 MGD to treat two 1,000 GPM wells constructed on opposite sides of the Vicksburg Reservoir site. This improvement would increase the City's total treatment capacity to roughly 32.9 MGD, which is greater than the projected maximum day demand in 2030.

Justification

With the construction of Wells 18 and 19, the City should have sufficient supply capacity until 2018. The combined rated capacity of the Central and Zachary Water Treatment Plants is 28 MGD. The Zachary Water Treatment Plant may be capable of treating an additional 2 MGD when future wells are added to the Zachary well field. If constructed, a third treatment plant should be designed for expansion to roughly 6 MGD in the future. This would allow future Well 20 to be treated at this plant if a feasible well site is located nearby.

Expenditures	2012	2013	2014	2015	2016	Total
Construction/Maintenance					7,600,000	7,600,000
Total					7,600,000	7,600,000

Funding Sources	2012	2013	2014	2015	2016	Total
Utility Trunk Fund					7,600,000	7,600,000
Total					7,600,000	7,600,000

Project # 13-W-003
Project Name Replace Backwash Valves - Zachary WTP

Department Water
Contact
Type Repair/Replacement
Useful Life
Category Public Works
Priority

Description

This project would replace the Bank A backwash valves at the Zachary Water Treatment Plant in 2012 and the Bank B backwas valves in 2013 . These valves are original equipment and were not replaced with the 2005 upgrades.

Justification

The original valves are not operating properly. The sticking valves disrupt the automated backwash system.

Expenditures	2012	2013	2014	2015	2016	Total
Construction/Maintenance	120,000	120,000				240,000
Total	120,000	120,000				240,000

Funding Sources	2012	2013	2014	2015	2016	Total
Water Fund	120,000	120,000				240,000
Total	120,000	120,000				240,000

Project # 14-W-001
Project Name Refurbish CR 101 Water Tower

Department Water
Contact
Type Repair/Replacement
Useful Life
Category Public Works
Priority

Description

This project would repaint the CR 101 water tower located on the east side of CR 101 south of TH 55. The water tower provides 3,000,000 gallons of elevated storage for the City's water system. Roof and spot paint repairs in 2011 will be needed prior to repainting.

Justification

Water towers typically have to be repainted every 15 to 20 years. The CR 101 tower was last painted in 2000. If a tower is not repainted on a periodic basis, it will rust which can lead to structural problems. Painting would include repair of any structural deficiencies identified in the Tank Evaluation Report.

Expenditures	2012	2013	2014	2015	2016	Total
Planning/Design	100,000					100,000
Construction/Maintenance		1,200,000				1,200,000
Total	100,000	1,200,000				1,300,000

Funding Sources	2012	2013	2014	2015	2016	Total
Water Fund	100,000	1,200,000				1,300,000
Total	100,000	1,200,000				1,300,000

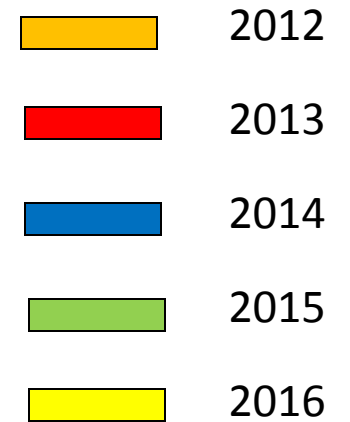
City of Plymouth, Minnesota
Capital Improvement Program
 2012 thru 2016

PROJECTS & FUNDING SOURCES BY DEPARTMENT

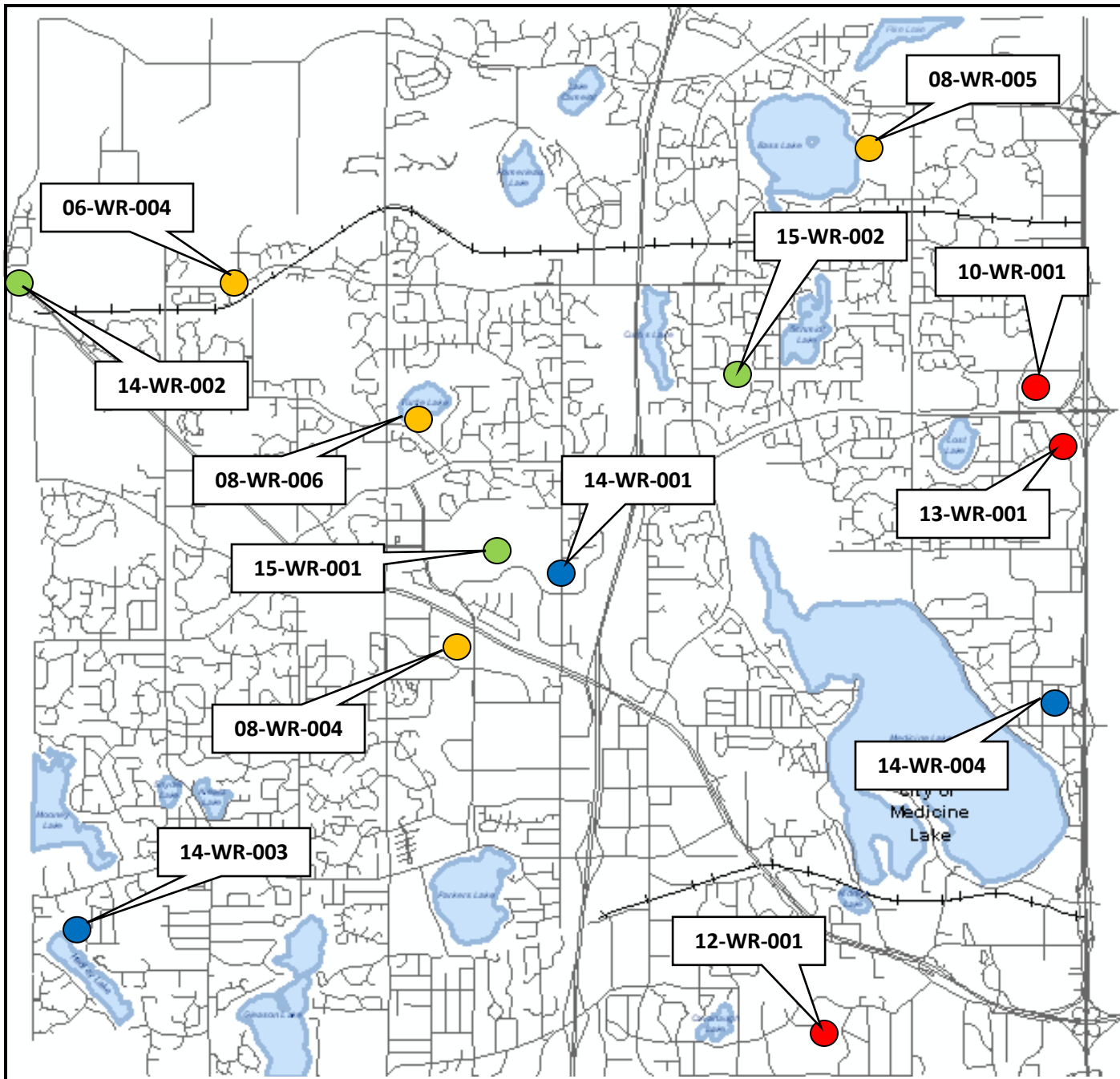
Department	Project#	Priority	2012	2013	2014	2015	2016	Total
Water Resources								
Maintain Water Quality Ponds	06-WR-002	n/a	90,000	90,000	90,000	90,000	90,000	450,000
Erosion Repair - Conor Meadows	06-WR-004	n/a	275,000					275,000
Unspecified Drainage Improvements	08-WR-003	n/a	0	250,000	250,000	250,000	250,000	1,000,000
Ranchview/Medina Road Wetland	08-WR-004	n/a	175,000					175,000
Bass Lake Outlet	08-WR-005	n/a	325,000					325,000
Turtle Lake Outlet	08-WR-006	n/a	75,000					75,000
45th Avenue and Nathan SE Corner	10-WR-001	n/a	100,000	200,000				300,000
St. Mary's Park Drainage Improvement	12-WR-001	n/a	50,000	75,000	125,000			250,000
2012 Drainage Improvements	12-WR-002	n/a	400,000	155,000				555,000
Four Seasons Mall Wetland Enhancement	13-WR-001	n/a	100,000	425,000	425,000			950,000
Plymouth Creek Culvert at Fernbrook Lane	14-WR-001	n/a		20,000	200,000			220,000
Elm Creek Stream Restoration	14-WR-002	n/a			100,000	500,000	400,000	1,000,000
The Villages Stream Restoration	14-WR-003	n/a			125,000			125,000
Kilmer Park Pond and Stream Restoration	14-WR-004	n/a		25,000	200,000			225,000
Plymouth Creek Park Stream Restoration	15-WR-001	n/a				50,000	500,000	550,000
Schmidt Lake Storm Sewer Lift Station Rehab.	15-WR-002	n/a			20,000	200,000		220,000
Water Resources Total			1,590,000	1,240,000	1,535,000	1,090,000	1,240,000	6,695,000
Bassett Creek Watershed			100,000	450,000	625,000		500,000	1,675,000
Minnehaha Creek Watershed					75,000			75,000
Water Resources Fund			1,490,000	790,000	835,000	1,090,000	740,000	4,945,000
Water Resources Total			1,590,000	1,240,000	1,535,000	1,090,000	1,240,000	6,695,000
Grand Total			1,590,000	1,240,000	1,535,000	1,090,000	1,240,000	6,695,000

2012-2016 Capital Improvement Program

Water Resources Projects



Note: Not all CIP projects shown on map.



Project # 06-WR-002
Project Name Maintain Water Quality Ponds

Department Water Resources
Contact
Type Repair/Replacement
Useful Life
Category Public Works
Priority

Description

This project would clean out and maintain some of the water quality ponds that were constructed to protect the City's natural resources from degradation.

Justification

The City has over 250 water quality ponds that had been covered under pond maintenance agreements and ponds dedicated with development. These ponds need to be cleaned and/or maintained periodically to function properly. The maintenance program for these ponds will be phased in beginning with those ponds in the worst condition.

Expenditures	2012	2013	2014	2015	2016	Total
Construction/Maintenance	90,000	90,000	90,000	90,000	90,000	450,000
Total	90,000	90,000	90,000	90,000	90,000	450,000

Funding Sources	2012	2013	2014	2015	2016	Total
Water Resources Fund	90,000	90,000	90,000	90,000	90,000	450,000
Total	90,000	90,000	90,000	90,000	90,000	450,000

Project # 06-WR-004
Project Name Erosion Repair - Conor Meadows

Department Water Resources
Contact
Type Repair/Replacement
Useful Life
Category Public Works
Priority

Description

This project would repair erosion in a very large gully that flows through the Conor Meadows development south of Schmidt Lake Road west of Jewel Lane.

Justification

The drainageway through the Conor Meadows site has been eroding for a number of years. In several locations the erosion threatens adjacent property. Complaints have been received regarding the erosion. Much of the sediment is deposited at the downstream storm sewer inlet blocking it and requiring periodically removal by the City's maintenance crews. The drainageway ultimately discharges into Elm Creek, a state-listed impaired water.

Expenditures	2012	2013	2014	2015	2016	Total
Construction/Maintenance	275,000					275,000
Total	275,000					275,000

Funding Sources	2012	2013	2014	2015	2016	Total
Water Resources Fund	275,000					275,000
Total	275,000					275,000

Project # 08-WR-003
Project Name Unspecified Drainage Improvements

Department Water Resources
Contact
Type Repair/Replacement
Useful Life
Category Public Works
Priority

Description

The City of Plymouth has approximately 800 ponds, wetlands, and other water features not classified as water quality ponds. These water features all need to be maintained on a periodic basis. Unspecified drainage projects cover the maintenance and cleaning of these water features. Drainage improvements are specified in the current program year.

Justification

Maintenance and cleaning of these water features was a recommendation of the Surface Water Task force. These drainage improvements will likely reduce the potential for flooding and may help to improve water quality.

Expenditures	2012	2013	2014	2015	2016	Total
Construction/Maintenance	0	250,000	250,000	250,000	250,000	1,000,000
Total	0	250,000	250,000	250,000	250,000	1,000,000

Funding Sources	2012	2013	2014	2015	2016	Total
Water Resources Fund	0	250,000	250,000	250,000	250,000	1,000,000
Total	0	250,000	250,000	250,000	250,000	1,000,000

Project # 08-WR-004
Project Name Ranchview/Medina Road Wetland

Department Water Resources
Contact
Type Repair/Replacement
Useful Life
Category Public Works
Priority

Description

This project provides for cleaning a large wetland complex south of TH 55 between Niagara Lane and Ranchview Lane.

Justification

This project will alleviate flooding and drainage concerns.

Expenditures	2012	2013	2014	2015	2016	Total
Construction/Maintenance	175,000					175,000
Total	175,000					175,000

Funding Sources	2012	2013	2014	2015	2016	Total
Water Resources Fund	175,000					175,000
Total	175,000					175,000

Project # 08-WR-005
Project Name Bass Lake Outlet

Department Water Resources
Contact
Type Repair/Replacement
Useful Life
Category Public Works
Priority

Description

A wetland downstream from Bass Lake outlet is in danger of flooding adjacent homes. The wetland lacks adequate capacity and flow. This project will address the drainage and capacity issues.

Justification

This project will alleviate flooding and drainage concerns.

Expenditures	2012	2013	2014	2015	2016	Total
Construction/Maintenance	325,000					325,000
Total	325,000					325,000

Funding Sources	2012	2013	2014	2015	2016	Total
Water Resources Fund	325,000					325,000
Total	325,000					325,000

Project # 08-WR-006
Project Name Turtle Lake Outlet

Department Water Resources
Contact
Type Repair/Replacement
Useful Life
Category Public Works
Priority

Description

This project would determine the appropriate outlet elevation for Turtle Lake. A capital project may result from that determination.

Justification

Area residents believe Turtle Lake and the surrounding wetland are drying up. This project would analyze the matter and would result in a final elevation which will also be required for any future maintenance activities near Turtle Lake.

Expenditures	2012	2013	2014	2015	2016	Total
Planning/Design	75,000					75,000
Total	75,000					75,000

Funding Sources	2012	2013	2014	2015	2016	Total
Water Resources Fund	75,000					75,000
Total	75,000					75,000

Project # 10-WR-001
Project Name 45th Avenue and Nathan SE Corner

Department Water Resources
Contact
Type Repair/Replacement
Useful Life
Category Public Works
Priority

Description

This project will address capacity and flow problems in a large wetland near the intersection of 45th Avenue and Nathan Lane.

Justification

Comply with the City's pond maintenance program and reduce maintenance costs.

Expenditures	2012	2013	2014	2015	2016	Total
Construction/Maintenance	100,000	200,000				300,000
Total	100,000	200,000				300,000

Funding Sources	2012	2013	2014	2015	2016	Total
Water Resources Fund	100,000	200,000				300,000
Total	100,000	200,000				300,000

Project # 12-WR-001
Project Name St. Mary's Park Drainage Improvement

Department Water Resources
Contact
Type Repair/Replacement
Useful Life
Category Public Works
Priority

Description

This project would resolve drainage and potential flooding issues in St. Mary's Park which impact the park and surrounding properties.

Justification

This project will alleviate flooding and drainage concerns and address pond maintenance.

Expenditures	2012	2013	2014	2015	2016	Total
Planning/Design	50,000					50,000
Construction/Maintenance		75,000	125,000			200,000
Total	50,000	75,000	125,000			250,000

Funding Sources	2012	2013	2014	2015	2016	Total
Water Resources Fund	50,000	75,000	125,000			250,000
Total	50,000	75,000	125,000			250,000

Project # 12-WR-002
Project Name 2012 Drainage Improvements

Department Water Resources
Contact
Type Repair/Replacement
Useful Life
Category Public Works
Priority

Description

The City of Plymouth has approximately 800 ponds, wetlands, and other water features not classified as water quality ponds. These water features all need to be maintained on a periodic basis. Unspecified drainage projects (08-WR-003) covers the maintenance and cleaning of these water features in future years of the CIP.

Drainage improvements for the current program year are as follows:

- Nature Canyon Park (\$100,000)
- Valley Forge and 47th Avenue Pond Excavation (\$100,000)
- 17135 Old Rockford Road Erosion Control (\$75,000)
- 400 Pineview Lane (\$75,000)

Storm sewer improvements for the current program year are as follows:

- Pipe Removal at West Medicine Lake Park (\$100,000)
- Culvert Repair at Ranier Lane in Pinecrest (\$75,000)
- Pipe replacement at 28th Avenue and Everest Lane (\$30,000)

Justification

Maintenance and cleaning of these water features was a recommendation of the Surface Water Taskforce. These drainage improvements will likely reduce the potential for flooding and may help to improve water quality.

Expenditures	2012	2013	2014	2015	2016	Total
Construction/Maintenance	400,000	155,000				555,000
Total	400,000	155,000				555,000

Funding Sources	2012	2013	2014	2015	2016	Total
Water Resources Fund	400,000	155,000				555,000
Total	400,000	155,000				555,000

Project # 13-WR-001
Project Name Four Seasons Mall Wetland Enhancement

Department Water Resources
Contact
Type Improvement/Acquisition
Useful Life
Category Public Works
Priority

Description

The project would provide enhancements to the function and value of the Four Seasons Mall Wetland complex. These wetlands are classified as medium to high quality wetlands.

Justification

This area contributes phosphorous loading to the downstream Northwood Lake in New Hope. This project would reduce phosphorous loading and improve the functions, values and diversity of the existing wetland complex. This project is supported by the Bassett Creek Watershed Management Plan and the City's Surface Water Management Plan.

Expenditures	2012	2013	2014	2015	2016	Total
Planning/Design	100,000					100,000
Construction/Maintenance		425,000	425,000			850,000
Total	100,000	425,000	425,000			950,000

Funding Sources	2012	2013	2014	2015	2016	Total
Bassett Creek Watershed	100,000	425,000	425,000			950,000
Total	100,000	425,000	425,000			950,000

Project # 14-WR-001
Project Name Plymouth Creek Culvert at Fernbrook Lane

Department Water Resources
Contact
Type Repair/Replacement
Useful Life
Category Public Works
Priority

Description

This project would replace the Plymouth Creek culvert under Fernbrook Lane near Plymouth Creek Park.

Justification

The existing corrugated metal pipe is deteriorating and is exhibiting significant wear. The pipe is covered in debris so the actual bottom of the pipe is not visible.

Expenditures	2012	2013	2014	2015	2016	Total
Planning/Design		20,000				20,000
Construction/Maintenance			200,000			200,000
Total		20,000	200,000			220,000

Funding Sources	2012	2013	2014	2015	2016	Total
Water Resources Fund		20,000	200,000			220,000
Total		20,000	200,000			220,000

Project # 14-WR-002
Project Name Elm Creek Stream Restoration

Department Water Resources
Contact
Type Repair/Replacement
Useful Life
Category Public Works
Priority

Description

The Elm Creek Watershed District has identified significant improvements to be made to Elm Creek to restore the stream to it's original shape and location.

Justification

The stream has significant erosion. Elm Creek is a state-listed impaired water.

Expenditures	2012	2013	2014	2015	2016	Total
Planning/Design			100,000			100,000
Construction/Maintenance				500,000	400,000	900,000
Total			100,000	500,000	400,000	1,000,000

Funding Sources	2012	2013	2014	2015	2016	Total
Water Resources Fund			100,000	500,000	400,000	1,000,000
Total			100,000	500,000	400,000	1,000,000

Project # 14-WR-003
Project Name The Villages Stream Restoration

Department Water Resources
Contact
Type Repair/Replacement
Useful Life
Category Public Works
Priority

Description

This project would repair erosion that is occurring in an existing drainageway in The Villages subdivision. Various methods of repairing erosion will be investigated including installation of storm sewer pipe, bioengineering techniques and rip rap and gabion installation.

Justification

The erosion that is occurring is threatening the stability of a structure. The HOA has attempted to address the erosion but have not been successful. MCWD participation in this project will be solicited.

Expenditures	2012	2013	2014	2015	2016	Total
Planning/Design			10,000			10,000
Construction/Maintenance			115,000			115,000
Total			125,000			125,000

Funding Sources	2012	2013	2014	2015	2016	Total
Minnehaha Creek Watershed			75,000			75,000
Water Resources Fund			50,000			50,000
Total			125,000			125,000

Project # 14-WR-004
Project Name Kilmer Park Pond and Stream Restoration

Department Water Resources
Contact
Type Repair/Replacement
Useful Life
Category Public Works
Priority

Description

This project would repair erosion that is occurring in an existing drainageway in Kilmer Park. Various methods of repairing erosion will be investigated including installation of storm sewer pipe, bioengineering techniques and rip rap and gabion installation.

Justification

The erosion that is occurring is threatening the stability of a structure. The debris that erodes compromises the capacity of the downstream storm sewer causing the potential for flooding. BCWMC participation in this project will be solicited.

Expenditures	2012	2013	2014	2015	2016	Total
Planning/Design		25,000				25,000
Construction/Maintenance			200,000			200,000
Total		25,000	200,000			225,000

Funding Sources	2012	2013	2014	2015	2016	Total
Bassett Creek Watershed		25,000	200,000			225,000
Total		25,000	200,000			225,000

Project # 15-WR-001
Project Name Plymouth Creek Park Stream Restoration

Department Water Resources
Contact
Type Repair/Replacement
Useful Life
Category Public Works
Priority

Description

This project would repair erosion that is occurring in Plymouth Creek in Plymouth Creek Park. Various methods of repairing erosion will be investigated including installation of storm sewer pipe, bioengineering techniques and rip rap and gabion installation.

Justification

The erosion that is occurring is threatening the stability of a structure. The debris that erodes compromises the capacity of the downstream storm sewer causing the potential for flooding. BCWMC participation in this project will be solicited.

Expenditures	2012	2013	2014	2015	2016	Total
Planning/Design				50,000		50,000
Construction/Maintenance					500,000	500,000
Total				50,000	500,000	550,000

Funding Sources	2012	2013	2014	2015	2016	Total
Bassett Creek Watershed					500,000	500,000
Water Resources Fund				50,000		50,000
Total				50,000	500,000	550,000

Project # 15-WR-002
Project Name Schmidt Lake Storm Sewer Lift Station Rehab.

Department Water Resources
Contact
Type Repair/Replacement
Useful Life
Category Public Works
Priority

Description

The project would upgrade the Schmidt Lake storm sewer lift station which is located on 46th Avenue west of the lake.

Justification

The Schmidt Lake lift station was constructed in 1990.

Expenditures	2012	2013	2014	2015	2016	Total
Planning/Design			20,000			20,000
Construction/Maintenance				200,000		200,000
Total			20,000	200,000		220,000

Funding Sources	2012	2013	2014	2015	2016	Total
Water Resources Fund			20,000	200,000		220,000
Total			20,000	200,000		220,000

City of Plymouth, Minnesota
Capital Improvement Program
 2012 thru 2016

FUNDING SOURCE SUMMARY

Source	2012	2013	2014	2015	2016	Total
Bassett Creek Watershed	100,000	450,000	625,000		500,000	1,675,000
Bonds	2,000,000	1,295,000			3,000,000	6,295,000
Capital Improvement Fund		105,000		105,000		210,000
Central Equipment Fund	1,189,500	1,685,000	2,530,000	1,926,000	1,621,300	8,951,800
Community Improvement Fund	40,000		1,400,000			1,440,000
Donations			40,000			40,000
Facilities Management	820,000	410,000	790,000	1,086,000	130,000	3,236,000
Federal Funding		350,000	900,000	5,650,000	7,000,000	13,900,000
Federal Transit Funding		1,680,000				1,680,000
General Fund	140,000	110,000	40,000		33,500	323,500
Grants	35,000		37,000			72,000
Hennepin County	700,000			2,200,000		2,900,000
Information Technology Fund	585,000	51,000	295,000		260,000	1,191,000
Minnehaha Creek Watershed			75,000			75,000
Municipal State Aid Fund	440,000	770,000	660,000	4,500,000	3,100,000	9,470,000
Other	125,000		6,535,000			6,660,000
Park Dedication Fund	880,000	600,000	1,060,000	1,600,000	6,260,000	10,400,000
Park Replacement Fund	300,000	475,000	485,000	897,000	785,000	2,942,000
Regional Transit Capital Bonds	5,233,000	20,255,000	243,000	245,000		25,976,000
Resource Planning	30,000					30,000
Sewer Fund	700,000	1,440,000	1,480,000	1,460,000	1,390,000	6,470,000
Special Assessments - Streets	2,290,000	1,460,000	1,640,000	1,840,000	1,840,000	9,070,000
State/County/Federal	250,000		250,000	1,000,000		1,500,000
Street Replacement Fund	3,760,000	2,865,000	3,135,000	2,935,000	2,855,000	15,550,000
Utility Trunk Fund	1,650,000	320,000	845,000	320,000	7,920,000	11,055,000
Water Fund	1,155,000	1,918,500	1,275,000	565,000	265,000	5,178,500
Water Resources Fund	1,820,000	852,500	845,000	1,110,000	760,000	5,387,500
GRAND TOTAL	24,242,500	37,092,000	25,185,000	27,439,000	37,719,800	151,678,300

City of Plymouth, Minnesota
Capital Improvement Program
 2012 thru 2016

PROJECTS BY FUNDING SOURCE

Source	Project#	Priority	2012	2013	2014	2015	2016	Total
Bassett Creek Watershed								
Four Seasons Mall Wetland Enhancement	13-WR-001	n/a	100,000	425,000	425,000			950,000
Kilmer Park Pond and Stream Restoration	14-WR-004	n/a		25,000	200,000			225,000
Plymouth Creek Park Stream Restoration	15-WR-001	n/a					500,000	500,000
Bassett Creek Watershed Total			100,000	450,000	625,000		500,000	1,675,000
Bonds								
Construct Fourth Fire Station	06-FM-002	n/a					3,000,000	3,000,000
Land Acquisition	07-PR-003	n/a	2,000,000	1,295,000				3,295,000
Bonds Total			2,000,000	1,295,000			3,000,000	6,295,000
Capital Improvement Fund								
Rail X-ing Safety Improvements - Zachary Lane	08-ST-006	n/a				105,000		105,000
Rail X-ing Safety Improvements - Vicksburg Lane	10-ST-003	n/a		105,000				105,000
Capital Improvement Fund Total				105,000		105,000		210,000
Central Equipment Fund								
Fire Rescue Vehicle R-21	08-CE-017	n/a	100,000					100,000
Single Axle Plow with Sander 1998 Sterling	09-CE-273	n/a		201,000				201,000
Fire Pickup Grass Rig	10-CE-003	n/a		30,000				30,000
Fire Pickup 4X4 Crew Cab	10-CE-023	n/a	50,000					50,000
Fire Deputy Chief SUV	10-CE-032	n/a	35,000					35,000
Wheel Loader with Plow Wing 1995 John Deere 624H	10-CE-200	n/a		270,000				270,000
Sign Truck 2000 Internation with Utility Box	10-CE-247	n/a	106,500					106,500
Single Axle Plow with Sander 1999 Sterling	10-CE-274	n/a			205,000			205,000
Loader Cat IT 12F 1994	10-CE-564	n/a		110,000				110,000
Snow Blower for Loader IT 12F	10-CE-565	n/a		60,000				60,000
One Ton with Plow 2000 F-450 4x4	10-CE-582	n/a		66,000				66,000
Mechanic's Service Truck 1993 F-450 & Service body	10-CE-721	n/a			62,000			62,000
Street Sweeper 2003 Elgin Pelican	11-CE-230	n/a		180,000				180,000
Tandem Axle Plow with Sander 2003 Sterling	11-CE-278	n/a			255,000			255,000
Air Compressor 1996 Ingersoll P375	11-CE-319	n/a			35,000			35,000
Building Inspections SUV 2004 Gr Cherokee	11-CE-498	n/a		28,000				28,000
Building Inspections SUV 2004 Grand Cherokee	11-CE-499	n/a		28,000				28,000
Mower 16' 2005 Toro 580 D 4x4	11-CE-530	n/a	109,000					109,000
Sidewalk Machine 2001 Holder	11-CE-540	n/a	114,000					114,000
One Ton 4X4 with Plow 2001 F-350 Forestry	11-CE-585	n/a			62,000			62,000
Police Dodge Charger 2007	12-CE-150	n/a		30,000				30,000
Police Chief SUV 2004 Gr Cherokee	12-CE-191	n/a	29,000					29,000
Skid Steer 90 XT 2002 Case	12-CE-221	n/a	53,000					53,000
Asphalt Planer for Skid Steer 90XT 24"	12-CE-221A	n/a	25,000					25,000

Source	Project#	Priority	2012	2013	2014	2015	2016	Total
Back Hoe 430 2002 Cat	12-CE-237	n/a			140,000			140,000
Hammer for Back Hoe 430 2002	12-CE-237A	n/a			25,000			25,000
Single Axle Plow with Sander 2002	12-CE-275	n/a				220,000		220,000
Mower 6' with Broom GM 328 4x4 2005	12-CE-528	n/a	47,000					47,000
3/4 Ton Pickup with Plow 2002 Silverado	12-CE-587	n/a	34,000					34,000
3/4 Ton Pickup with Plow 2002 F-250	12-CE-588	n/a	34,000					34,000
3/4 Ton Pickup with Plow 2002 F-250	12-CE-589	n/a	34,000					34,000
Floor Sweeper/Scrubber for Public Works Facility	12-CE-745	n/a			60,000			60,000
Police Squad Cars (6)	12-CE-SQUADS	n/a	174,000					174,000
Police SUV 2003 Tahoe 4x4	13-CE-189	n/a		45,000				45,000
Truck Mounted Patch Unit 2003 Auger style	13-CE-212	n/a			60,000			60,000
4 Door Truck with Crane 2002 International	13-CE-244	n/a			110,000			110,000
One Ton Truck with Plow/ Sander 2003 F-450	13-CE-253	n/a				72,000		72,000
Tandem Axle Plow with Sander 2001 Sterling	13-CE-276	n/a	245,000					245,000
Tandem Axle Plow with Sander 2001 Sterling	13-CE-277	n/a		247,000				247,000
3/4 Ton Pickup with Plow 2005 Chev Reg Cab	13-CE-357	n/a				37,000		37,000
Engineering All Wheel Drive Van 2005 Chev	13-CE-404	n/a				26,000		26,000
Fire Inspections SUV 2005 Grand Cherokee	13-CE-405	n/a				27,000		27,000
Mower 6' with Broom GM 328D 4x4 2006	13-CE-520	n/a		46,000				46,000
All Surface Vehicle Blower RC 60, 2005	13-CE-537	n/a				62,000		62,000
Sidewalk Machine MT Trackless 2005	13-CE-538	n/a		114,000				114,000
Chipper Truck 2003 International low pro	13-CE-590	n/a				77,000		77,000
One Ton Truck with Plow 2003 F-450	13-CE-592	n/a				70,000		70,000
3/4 Ton 4X4 4 Door Pickup 2005 Chev Reg cab	13-CE-594	n/a				37,000		37,000
3/4 Ton Pickup irrigatio Utility Box 2005 Chev	13-CE-595	n/a				39,000		39,000
Police CSO Pickup	13-CE-CSO	n/a		25,000				25,000
Police Squad Cars (6)	13-CE-SQUADS	n/a		177,000				177,000
Fire Hazmat/Rescue Truck R-11 1994	14-CE-022	n/a			425,000			425,000
Fire Rescue Pumper E-21 2005	14-CE-034	n/a				414,000		414,000
Police Investigator Van 2006 Gr Caravan	14-CE-198	n/a			26,000			26,000
Spray Patcher Roscoe RA300 2004	14-CE-234	n/a			190,000			190,000
3/4 Ton Pickup with Plow F-350 2004	14-CE-245	n/a			36,000			36,000
3/4 Ton Pickup with Plow F-350 2004	14-CE-246	n/a			36,000			36,000
Lowboy Trailer 70,000 lb. 2004	14-CE-255	n/a			78,000			78,000
3/4 Ton Pickup with Plow Chev 2004	14-CE-355	n/a			36,000			36,000
Engineering 1/2 Ton 4X4 Pickup Chev 2004	14-CE-402	n/a			26,000			26,000
Building Inspections Pickup 4X4	14-CE-409	n/a			27,000			27,000
Zero Turn Mower/Snow Blower 6' GM7210 2007	14-CE-521	n/a			47,000			47,000
Mower 16' GM 328D 4x4 2014	14-CE-529	n/a			110,000			110,000
Self Propelled Sprayer Toro 1994	14-CE-561	n/a			37,000			37,000
Water Truck 1500 Gallon Ford 1995	14-CE-563	n/a			142,000			142,000
Park Maintenance Gr Cherokee 2003	14-CE-591	n/a		28,000				28,000
3/4 Ton Pickup with Blizzard Plow Chev 2004	14-CE-593	n/a			36,000			36,000
3/4 Ton Pickup with Plow Chev Ex cab 2006	14-CE-599	n/a					36,000	36,000
Police Squad Cars (8)	14-CE-SQUADS	n/a			264,000			264,000
Fire Chief SUV Trailblazer 2007	15-CE-037	n/a				32,000		32,000
Trench Compactor	15-CE-205	n/a				40,000		40,000
40' Conveyor	15-CE-224	n/a				41,000		41,000
All Surface Vehicle (ASV) RC 100 w/ attac 2005	15-CE-233	n/a				100,000		100,000
Tack Distributer Rosco 1,100 gals 2000	15-CE-256A	n/a				82,000		82,000
One Ton Truck (Lift Stations) F-450 2005	15-CE-358	n/a				71,000		71,000
6' mower GM7210D Zero Turn 2008	15-CE-5000	n/a				49,000		49,000
6' mower Zero Turn GM 7210D 2008	15-CE-5001	n/a				49,000		49,000
Utility Tractor JD 5300 1995	15-CE-569	n/a				40,000		40,000
3/4 Ton Pickup 4 door Chev 2005	15-CE-594	n/a				37,000		37,000

Source	Project#	Priority	2012	2013	2014	2015	2016	Total
3/4 Ton Pickup. Irrigat Fiberglass Uti Box 2005	15-CE-595	n/a				36,000		36,000
Police Squad Cars (8)	15-CE-SQUADS	n/a				268,000		268,000
Police Investigator Pickup	16-CE-1700	n/a					26,000	26,000
Police CSO 1/2 Ton Pickup	16-CE-1705	n/a					28,300	28,300
Tandem Axle Plow with Sander	16-CE-280	n/a					267,000	267,000
Tandem Axle Plow with Sander	16-CE-281	n/a					267,000	267,000
Hydo-Seeder	16-CE-303	n/a					35,000	35,000
Jet/Vactor Truck and Attachments	16-CE-354	n/a					367,000	367,000
Meter Repair Truck with Utility Box	16-CE-366	n/a					32,000	32,000
Building Inspections Pickup 4X4.	16-CE-411	n/a					27,000	27,000
Water Truck 2000 Gallon GMCRosco 1999	16-CE-576	n/a					185,000	185,000
3/4 Ton Pickup with Plow	16-CE-599	n/a					36,000	36,000
Mower 6' with Broom	16-CE-MOWER	n/a					55,000	55,000
Police Squad Cars (10)	16-CE-SQUADS	n/a					260,000	260,000

Central Equipment Fund Total

1,189,500 1,685,000 2,530,000 1,926,000 1,621,300 8,951,800

Community Improvement Fund

Hilde Performance Center	08-PR-005	n/a			1,400,000			1,400,000
Railroad Crossing Channelization	12-ST-006	n/a	40,000					40,000

Community Improvement Fund Total

40,000 1,400,000 1,440,000

Donations

Traffic Signals	08-ST-005	n/a			40,000			40,000
-----------------	-----------	-----	--	--	--------	--	--	--------

Donations Total

40,000 40,000

Facilities Management

Painting - City Wide	07-FM-008	n/a	30,000	30,000	30,000	30,000	30,000	150,000
Seal Coating/Crack Sealing	08-FM-006	n/a	25,000	25,000	25,000	25,000	25,000	125,000
Misc. Concrete Replacement	08-FM-007	n/a	25,000	25,000	25,000	25,000	25,000	125,000
Salt Covering System - Maintenance Facility	08-FM-008	n/a	160,000					160,000
Replace Roof - Maintenance Facility	11-FM-001	n/a				750,000		750,000
Replace Roof - Public Safety "Old"	12-FM-001	n/a			250,000			250,000
Replace Roof - City Hall	12-FM-002	n/a			460,000			460,000
Replace Carpet in PCC Ballroom and FS room	12-FM-006	n/a	50,000					50,000
Replace Public Safety Rooftop Parking Deck	12-FM-008	n/a	460,000					460,000
Relace Air Makeup Units - Maintenance Facility	12-FM-009	n/a	50,000					50,000
Replace 1995 Trane Air Conditioner - CH	13-FM-001	n/a				65,000		65,000
Replace HVAC at Fire Station No. 3	13-FM-003	n/a		50,000				50,000
City Hall Window Replacement	13-FM-004	n/a		150,000				150,000
Tuckpointing - All Facilities	13-FM-005	n/a		130,000				130,000
Replace Roof - Historical Building	15-FM-002	n/a				25,000		25,000
Replace Public Safety Bryant Boiler	15-FM-005	n/a	20,000					20,000
Replace Radiant Heat - Maintenance Garage	15-FM-006	n/a				30,000		30,000
Roof Replacement Fire Station No. 2	15-FM-007	n/a				120,000		120,000
Replace Carpet - Maintenance Facility	15-FM-008	n/a				16,000		16,000
Replace Air Handling Unit at Fire Station No. 1	16-FM-001	n/a					50,000	50,000

Facilities Management Total

820,000 410,000 790,000 1,086,000 130,000 3,236,000

Federal Funding

Source	Project#	Priority	2012	2013	2014	2015	2016	Total
Rail X-ing Safety Improvements - Zachary Lane	08-ST-006	n/a				150,000		150,000
Vicksburg Lane -Old Rockford Rd to Schmidt Lake Rd	09-ST-005	n/a				5,500,000		5,500,000
Rail X-ing Safety Improvements - Vicksburg Lane	10-ST-003	n/a		150,000				150,000
Vicksburg Lane - Schmidt Lake Rd to Maple Grove	11-ST-005	n/a					7,000,000	7,000,000
TH 55/Niagara Lane Traffic Signal Replacement	14-ST-003	n/a		200,000	900,000			1,100,000
Federal Funding Total				350,000	900,000	5,650,000	7,000,000	13,900,000
Federal Transit Funding								
Small Passenger Bus Replacement	07-TR-001	n/a		180,000				180,000
Large Passenger Bus Replacement	09-TR-002	n/a		1,500,000				1,500,000
Federal Transit Funding Total				1,680,000				1,680,000
General Fund								
Salt Covering System - Maintenance Facility	08-FM-008	n/a	140,000					140,000
Fire Pickup Grass Rig	10-CE-003	n/a		10,000				10,000
Fiberoptic Telecommunication Interconnect	11-IT-006	n/a		100,000				100,000
Fire Hurst Hydraulic Rescue Equipment	12-CE-FIRE	n/a			40,000			40,000
Fire Heavy Duty Pickup	16-CE-036	n/a					33,500	33,500
General Fund Total			140,000	110,000	40,000		33,500	323,500
Grants								
Fire RAD SUV	10-CE-030	n/a	35,000					35,000
Fire RAD SUV	11-CE-033	n/a			37,000			37,000
Grants Total			35,000		37,000			72,000
Hennepin County								
CR 101 - CR 6 to CR 24	08-ST-003	n/a	700,000					700,000
CR 24 - 30th Avenue to CR 101	08-ST-004	n/a				2,200,000		2,200,000
Hennepin County Total			700,000			2,200,000		2,900,000
Information Technology Fund								
Replace UPS Backup System	08-IT-001	n/a	30,000					30,000
Assessing Hand-held Device	10-IT-011	3		35,000				35,000
Replace Network Infrastructure	11-IT-001	n/a					150,000	150,000
Replace Tape Drive\Backup to disk upgrade	11-IT-002	n/a	30,000					30,000
Replacement of GIS Software	11-IT-004	n/a	25,000					25,000
Replace Portable 800 MHz Radios	12-IT-001	n/a	500,000					500,000
Net Motion Server and Software	13-IT-001	n/a		16,000				16,000
Upgrade Microsoft Office Suite	14-IT-001	n/a			80,000			80,000
Replace Squad Car Video Cameras	14-IT-002	n/a			100,000			100,000
Replace Squad Car Mobile Computers	14-IT-003	n/a			115,000			115,000
Replace Compellant SAN	15-IT-001	n/a					110,000	110,000
Information Technology Fund Total			585,000	51,000	295,000		260,000	1,191,000
Minnehaha Creek Watershed								
The Villages Stream Restoration	14-WR-003	n/a			75,000			75,000

Source	Project#	Priority	2012	2013	2014	2015	2016	Total
Minnehaha Creek Watershed Total					75,000			75,000
Municipal State Aid Fund								
CR 101 - CR 6 to CR 24	08-ST-003	n/a	100,000					100,000
CR 24 - 30th Avenue to CR 101	08-ST-004	n/a				500,000		500,000
Traffic Signals	08-ST-005	n/a	300,000	50,000	260,000			610,000
Vicksburg Lane -Old Rockford Rd to Schmidt Lake Rd	09-ST-005	n/a			400,000	3,500,000		3,900,000
West Medicine Lake & Hwy 55 Intersection	11-ST-002	n/a	40,000	420,000				460,000
Vicksburg Lane - Schmidt Lake Rd to Maple Grove	11-ST-005	n/a				400,000	2,600,000	3,000,000
Nathan Lane & CR 10 Intersection	12-ST-002	n/a				100,000	500,000	600,000
Peony Lane - Schmidt Lake Rd to Maple Grove	15-ST-001	n/a		300,000				300,000
Municipal State Aid Fund Total			440,000	770,000	660,000	4,500,000	3,100,000	9,470,000
Other								
Fieldhouse Turf Replacement	12-PR-001	n/a	125,000					125,000
Milleneum Garden Enhancements	14-PR-006	n/a			60,000			60,000
Peony Lane - Schmidt Lake Rd to Maple Grove	15-ST-001	n/a			6,475,000			6,475,000
Other Total			125,000		6,535,000			6,660,000
Park Dedication Fund								
New Trails	07-PR-001	n/a	230,000	0	260,000	0	260,000	750,000
Land Acquisition	07-PR-003	n/a	400,000	300,000				700,000
Trail Crossing - Federal or State Trunk Highway	08-PR-001	n/a				600,000		600,000
Trail Crossing - Cheshire Lane	09-PR-001	n/a	250,000					250,000
Add/Replace Outdoor Hockey Rinks	10-PR-004	n/a			300,000			300,000
Traditions Neighborhood Park	13-PR-001	n/a		300,000				300,000
10th Playfield Land Acquisition	14-PR-001	n/a					6,000,000	6,000,000
Northwest Greenway Trail	14-PR-005	n/a			500,000			500,000
Elm Creek Playfield Outdoor Turf Field	15-PR-003	n/a				1,000,000		1,000,000
Park Dedication Fund Total			880,000	600,000	1,060,000	1,600,000	6,260,000	10,400,000
Park Replacement Fund								
Trail/Parking Lot Repair	07-PR-004	n/a	75,000	75,000	75,000	90,000	90,000	405,000
Replace Irrigation System	07-PR-005	n/a			140,000	145,000	150,000	435,000
Replace Retaining Walls	09-ST-006	n/a		45,000	45,000	45,000	45,000	180,000
Playground Replacement	10-PR-001	n/a	100,000	100,000	100,000	200,000	200,000	700,000
Miscellaneous Park Improvements	10-PR-008	n/a				100,000	60,000	160,000
Replace Roof - Bass Lake Playfield	11-FM-002	n/a		75,000				75,000
Fieldhouse Turf Replacement	12-PR-001	n/a	125,000					125,000
Parkers Lake Park Lighting Replacement	12-PR-006	n/a		150,000				150,000
Replace Miscellaneous Boardwalks	14-PR-003	n/a		30,000	25,000	30,000		85,000
Tennis Court Repair	14-PR-004	n/a			100,000		240,000	340,000
Replace Roof - Oakwood Shelter	15-FM-001	n/a				12,000		12,000
Replace Air Conditioners - Bass Lake	15-FM-004	n/a				25,000		25,000
Lifetime Fitness Parking Lot Replacement	15-PR-002	n/a				250,000		250,000
Park Replacement Fund Total			300,000	475,000	485,000	897,000	785,000	2,942,000
Regional Transit Capital Bonds								

Source	Project#	Priority	2012	2013	2014	2015	2016	Total
Station 169 Transit Facility	10-TR-001	n/a	5,000,000	5,000,000				10,000,000
Bus Garage NW Transit	10-TR-002	n/a		15,000,000				15,000,000
Transit Station Maintenance and Repairs	10-TR-003	n/a	33,000	55,000	43,000	45,000		176,000
Bus Shelter Maintenance and New Shelters	10-TR-004	n/a	200,000	200,000	200,000	200,000		800,000
Regional Transit Capital Bonds Total			5,233,000	20,255,000	243,000	245,000		25,976,000

Resource Planning

Emergency Siren	10-FM-007	n/a	30,000					30,000
Resource Planning Total			30,000					30,000

Sewer Fund

Line Sanitary Sewer Main: Annual Program	06-SS-003	n/a	510,000	570,000	630,000	710,000	780,000	3,200,000
2012 Street Reconstruction	11-ST-001	n/a	90,000					90,000
Refurbish Ferndale North Liftstation	13-SS-001	n/a	100,000	700,000				800,000
2013 Street Reconstruction	13-ST-001	n/a		20,000				20,000
Refurbish Kingswood Farms Liftstation	14-SS-001	n/a		100,000	700,000			800,000
Refurbish Sunset Hill Lift Station	14-SS-002	n/a			140,000	600,000		740,000
2014 Street Reconstruction	14-ST-001	n/a			10,000			10,000
TH 55 Frontage Road Reconstruction	14-ST-002	n/a		50,000				50,000
Refurbish Greentree Lift Station	15-SS-001	n/a				140,000	600,000	740,000
2015 Street Reconstruction	15-ST-002	n/a				10,000		10,000
2016 Street Reconstruction	19-ST-001	n/a					10,000	10,000
Sewer Fund Total			700,000	1,440,000	1,480,000	1,460,000	1,390,000	6,470,000

Special Assessments - Streets

Mill & Overlay Projects	09-ST-004	n/a	360,000	10,000	40,000	240,000	240,000	890,000
Edge Mill and Overlay Projects	09-ST-007	n/a	930,000	800,000	800,000	800,000	800,000	4,130,000
2012 Street Reconstruction	11-ST-001	n/a	1,000,000					1,000,000
2013 Street Reconstruction	13-ST-001	n/a		560,000				560,000
2014 Street Reconstruction	14-ST-001	n/a			800,000			800,000
TH 55 Frontage Road Reconstruction	14-ST-002	n/a		90,000				90,000
2015 Street Reconstruction	15-ST-002	n/a				800,000		800,000
2016 Street Reconstruction	19-ST-001	n/a					800,000	800,000
Special Assessments - Streets Total			2,290,000	1,460,000	1,640,000	1,840,000	1,840,000	9,070,000

State/County/Federal

Trail Crossing - Federal or State Trunk Highway	08-PR-001	n/a				1,000,000		1,000,000
Fieldhouse Turf Replacement	12-PR-001	n/a	250,000					250,000
TH 55/Niagara Lane Traffic Signal Replacement	14-ST-003	n/a			250,000			250,000
State/County/Federal Total			250,000		250,000	1,000,000		1,500,000

Street Replacement Fund

Mill & Overlay Projects	09-ST-004	n/a	900,000	610,000	580,000	380,000	380,000	2,850,000
Replace Retaining Walls	09-ST-006	n/a	90,000	45,000	45,000	45,000	45,000	270,000
Edge Mill and Overlay Projects	09-ST-007	n/a	1,400,000	1,220,000	1,220,000	1,220,000	1,220,000	6,280,000
2012 Street Reconstruction	11-ST-001	n/a	1,170,000					1,170,000
Concrete Sidewalk Replacement	11-ST-010	n/a	100,000	50,000	50,000	50,000	50,000	300,000
2013 Street Reconstruction	13-ST-001	n/a	70,000	760,000				830,000

Source	Project#	Priority	2012	2013	2014	2015	2016	Total
2014 Street Reconstruction	14-ST-001	n/a		80,000	1,160,000			1,240,000
TH 55 Frontage Road Reconstruction	14-ST-002	n/a	30,000	100,000				130,000
2015 Street Reconstruction	15-ST-002	n/a			80,000	1,160,000		1,240,000
2016 Street Reconstruction	19-ST-001	n/a				80,000	1,160,000	1,240,000
Street Replacement Fund Total			3,760,000	2,865,000	3,135,000	2,935,000	2,855,000	15,550,000

Utility Trunk Fund

Trunk Sewer Oversizing	08-SS-002	n/a	100,000	100,000	100,000	100,000	100,000	500,000
Trunk Watermain Oversizing	08-W-003	n/a	280,000	220,000	220,000	220,000	220,000	1,160,000
Cheshire Ln Trunk Watermain (Fernbrook to CR 47)	09-W-001	n/a	370,000					370,000
New Well 17	10-W-002	n/a	700,000					700,000
Abandon Conor Meadows Lift Station	11-SS-002	n/a	200,000					200,000
Wells 18 and 19 and New Water Treatment Plant	13-W-002	n/a					7,600,000	7,600,000
Peony Lane - Schmidt Lake Rd to Maple Grove	15-ST-001	n/a			525,000			525,000
Utility Trunk Fund Total			1,650,000	320,000	845,000	320,000	7,920,000	11,055,000

Water Fund

Well Refurbishing	07-W-002	n/a	245,000	255,000	255,000	255,000	255,000	1,265,000
CR 24 - 30th Avenue to CR 101	08-ST-004	n/a				300,000		300,000
Refurbish MIP Water Tower	09-W-003	n/a	550,000					550,000
2012 Street Reconstruction	11-ST-001	n/a	100,000					100,000
Refurbish Zachary Water Tower	12-W-001	n/a		70,000	1,000,000			1,070,000
Fiberoptic Telecommunication Connection	12-W-002	n/a	40,000	26,000				66,000
Skid Steer	13-CE-NEW1	n/a		22,500				22,500
Portable Generator	13-CE-NEW2	n/a		125,000				125,000
2013 Street Reconstruction	13-ST-001	n/a		50,000				50,000
Replace Backwash Valves - Zachary WTP	13-W-003	n/a	120,000	120,000				240,000
2014 Street Reconstruction	14-ST-001	n/a			20,000			20,000
TH 55 Frontage Road Reconstruction	14-ST-002	n/a		50,000				50,000
Refurbish CR 101 Water Tower	14-W-001	n/a	100,000	1,200,000				1,300,000
2015 Street Reconstruction	15-ST-002	n/a				10,000		10,000
2016 Street Reconstruction	19-ST-001	n/a					10,000	10,000
Water Fund Total			1,155,000	1,918,500	1,275,000	565,000	265,000	5,178,500

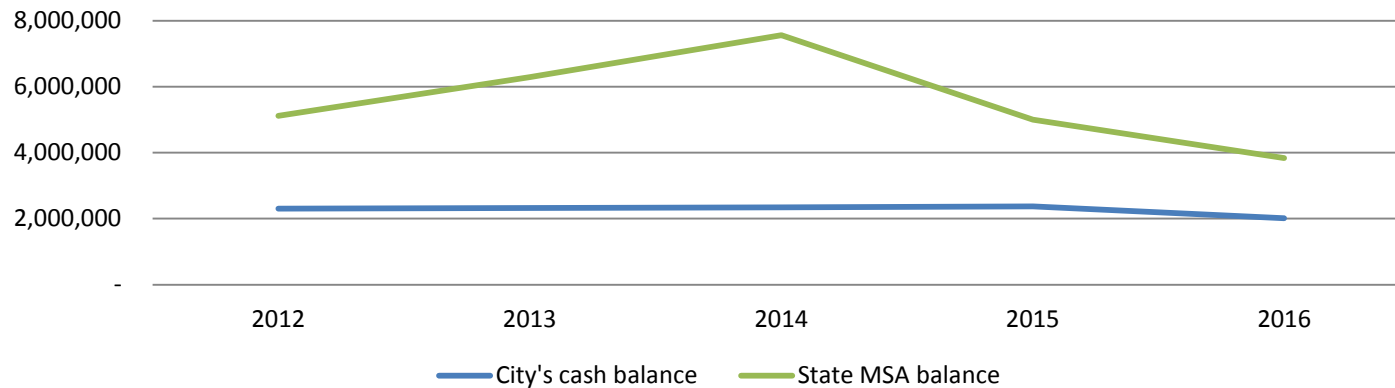
Water Resources Fund

Maintain Water Quality Ponds	06-WR-002	n/a	90,000	90,000	90,000	90,000	90,000	450,000
Erosion Repair - Conor Meadows	06-WR-004	n/a	275,000					275,000
Unspecified Drainage Improvements	08-WR-003	n/a	0	250,000	250,000	250,000	250,000	1,000,000
Ranchview/Medina Road Wetland	08-WR-004	n/a	175,000					175,000
Bass Lake Outlet	08-WR-005	n/a	325,000					325,000
Turtle Lake Outlet	08-WR-006	n/a	75,000					75,000
45th Avenue and Nathan SE Corner	10-WR-001	n/a	100,000	200,000				300,000
2012 Street Reconstruction	11-ST-001	n/a	80,000					80,000
Regenerative Air Sweeper	12-CE-NEW1	n/a	250,000					250,000
St. Mary's Park Drainage Improvement	12-WR-001	n/a	50,000	75,000	125,000			250,000
2012 Drainage Improvements	12-WR-002	n/a	400,000	155,000				555,000
Skid Steer	13-CE-NEW1	n/a		22,500				22,500
2013 Street Reconstruction	13-ST-001	n/a		10,000				10,000
2014 Street Reconstruction	14-ST-001	n/a			10,000			10,000
TH 55 Frontage Road Reconstruction	14-ST-002	n/a		30,000				30,000
Plymouth Creek Culvert at Fernbrook Lane	14-WR-001	n/a		20,000	200,000			220,000

Source	Project#	Priority	2012	2013	2014	2015	2016	Total
Elm Creek Stream Restoration	14-WR-002	n/a			100,000	500,000	400,000	1,000,000
The Villages Stream Restoration	14-WR-003	n/a			50,000			50,000
2015 Street Reconstruction	15-ST-002	n/a				20,000		20,000
Plymouth Creek Park Stream Restoration	15-WR-001	n/a				50,000		50,000
Schmidt Lake Storm Sewer Lift Station Rehab.	15-WR-002	n/a			20,000	200,000		220,000
2016 Street Reconstruction	19-ST-001	n/a					20,000	20,000
Water Resources Fund Total			1,820,000	852,500	845,000	1,110,000	760,000	5,387,500
GRAND TOTAL			24,242,500	37,092,000	25,185,000	27,439,000	37,719,800	151,678,300

**City of Plymouth
2012 - 2016 Capital Improvements Program
MSA Fund**

Year	Beginning Cash available for projects	Revenues		Expenditures		Ending Cash available for projects
		Unencumbered State funds	Interest	Capital Expenditures		
2011	* * * * *	Year End Balance Forward		* * *	* * *	3,622,398
2012	3,622,398	1,913,030	22,768	440,000		5,118,197
2013	5,118,197	1,913,030	22,996	770,000		6,284,223
2014	6,284,223	1,913,030	23,226	660,000		7,560,479
2015	7,560,479	1,913,030	23,458	4,500,000		4,996,967
2016	4,996,967	1,913,030	23,693	3,100,000		3,833,690



* Interfund loan paid in full as of 12/31/2011.

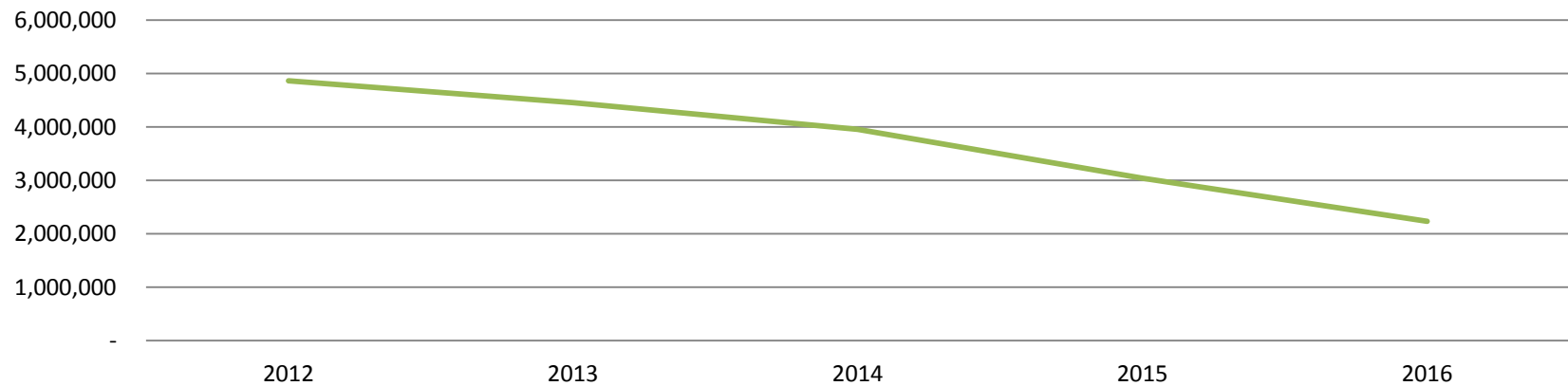
** Beginning in 2012, MSA maintenance dollars will go to Street Maintenance (general fund), no longer included in available MSA dollars.

*** "Cash available for projects" includes internal funds and allocated funding held at the State.

**City of Plymouth
2012 - 2016 Capital Improvements Program**

Park Replacement Fund

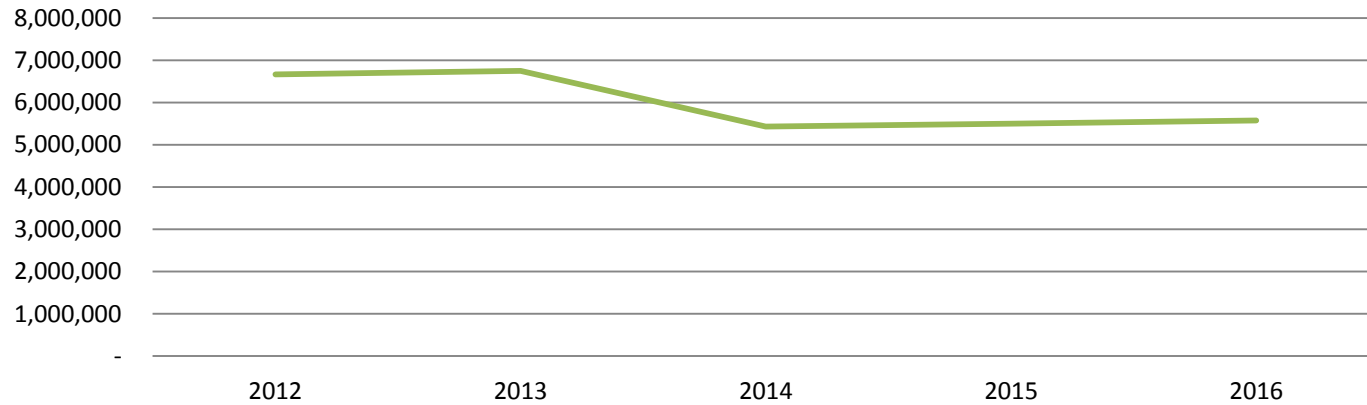
Year	Beginning Cash Balance	Revenues				Expenditures			Ending Cash Balance
		Non-Interest Revenues	Investment Interest	Interfund Repayment	Levy	Operating Expenditures	Capital Expenditures		
2011	* * * * *	* * * * *	Year End Balance Forward				* * * * *	5,171,503	
2012	5,171,503	13,206	49,916	154,892	130,000	122,914	535,000	4,861,602	
2013	4,861,602	13,338	46,331	154,892	133,900	124,144	635,000	4,450,920	
2014	4,450,920	13,471	41,814	154,892	137,917	125,385	720,000	3,953,629	
2015	3,953,629	13,606	34,796	154,892	142,055	126,639	1,132,000	3,040,338	
2016	3,040,338	13,742	26,239	154,892	146,316	127,905	1,020,000	2,233,622	



**City of Plymouth
2012 - 2016 Capital Improvements Program**

Community Improvement Fund

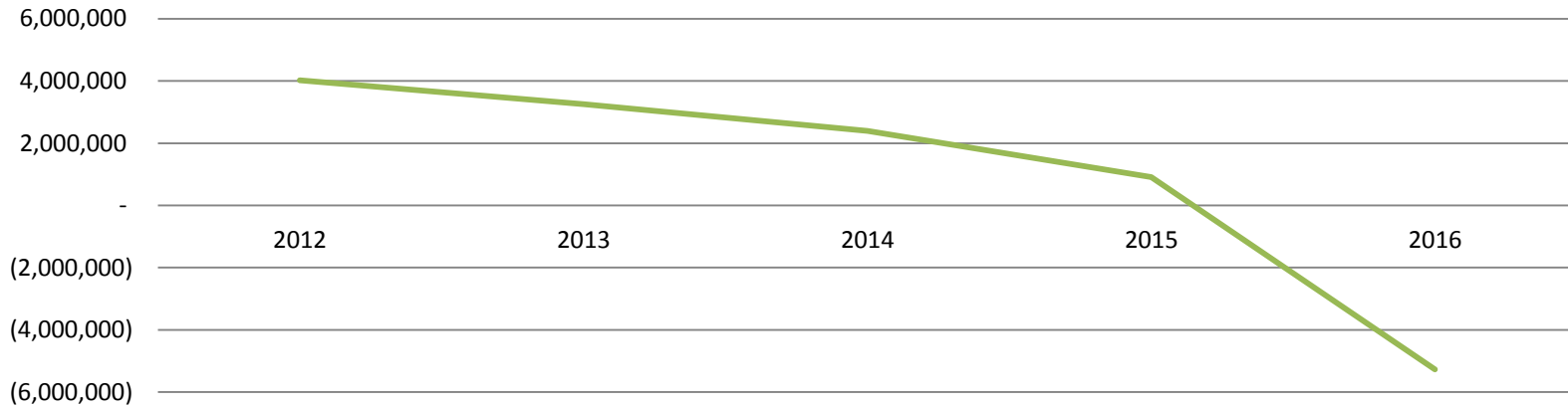
Year	Beginning Cash Balance	Revenues			Expenditures			Ending Cash Balance
		Special Assessments	Investment Interest		Capital Expenditures			
2011	* * * * *	Year End Balance Forward			* * * * *			6,622,558
2012	6,622,558	16,659	66,109		40,000			6,665,327
2013	6,665,327	16,826	66,737		-			6,748,890
2014	6,748,890	16,994	60,574		1,400,000			5,426,458
2015	5,426,458	17,164	54,350		-			5,497,973
2016	5,497,973	17,336	55,066		-			5,570,375



**City of Plymouth
2012 - 2016 Capital Improvements Program**

Park Dedication Fund

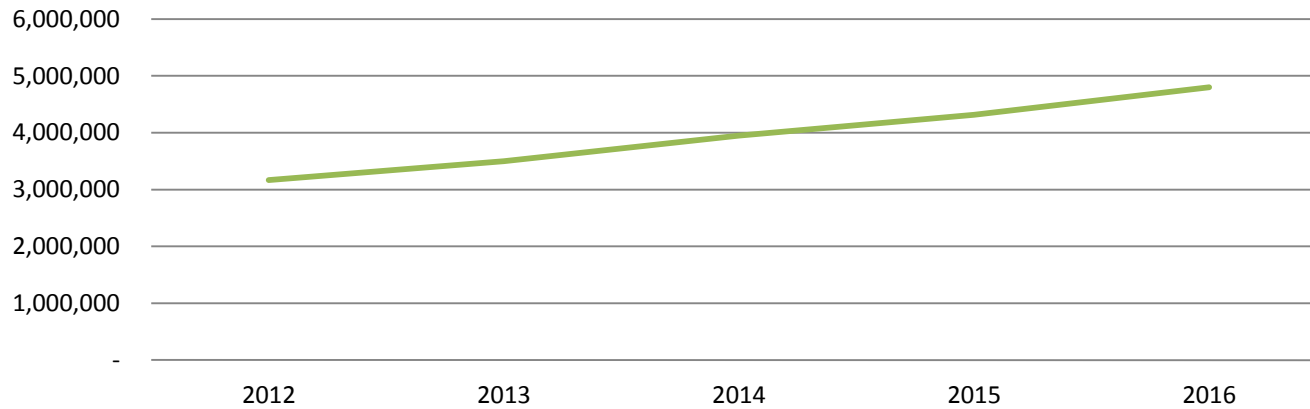
Year	Beginning Cash Balance	Revenues			Expenditures			Ending Cash Balance
		Non-Interest Revenues	Investment Interest	Note Repayment	Operating Expenditures	Capital Expenditures		
2011	* * * * *	* * * *	Year End Balance Forward	* * * *	* * *		3,488,156	
2012	3,488,156	1,436,844	37,370	30,000	89,187	880,000	4,023,183	
2013	4,023,183	269,000	36,211	17,000	90,079	1,000,000	3,255,316	
2014	3,255,316	260,000	28,098	-	90,980	1,060,000	2,392,434	
2015	2,392,434	195,000	16,440	-	91,890	1,600,000	911,985	
2016	911,985	195,000	(21,669)	-	92,808	6,260,000	(5,267,493)	



**City of Plymouth
2012 - 2016 Capital Improvements Program**

Capital Improvement Fund

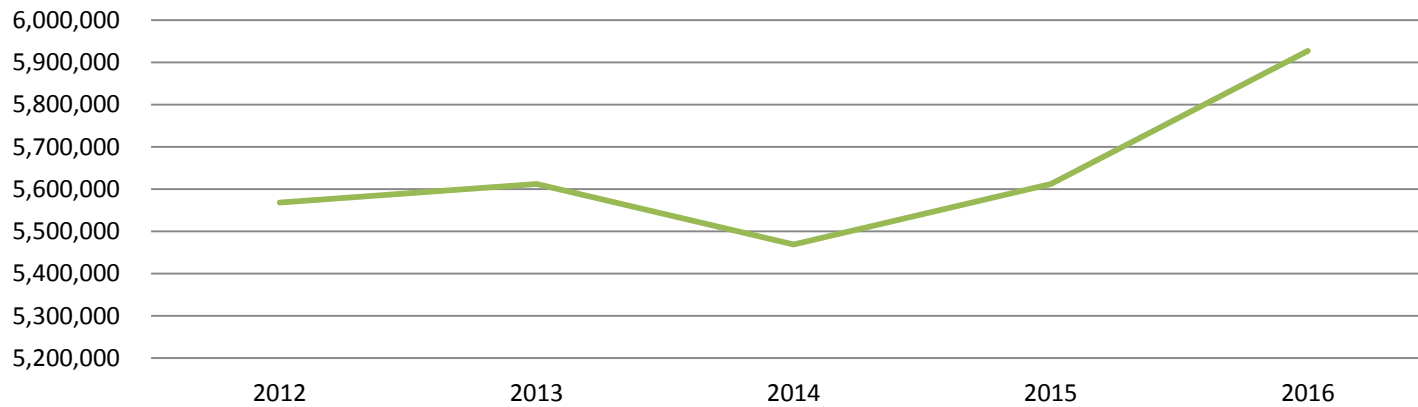
Year	Beginning Cash Balance	Revenues		Expenditures			Ending Cash Balance
		Levy	Investment Interest	Capital Expenditures			
2011	* * * * *	Year End Balance Forward			* * * * *	2,746,698	
2012	2,746,698	391,432	29,424		-	3,167,554	
2013	3,167,554	403,175	33,166	105,000		3,498,895	
2014	3,498,895	415,270	37,065		-	3,951,231	
2015	3,951,231	427,728	41,126	105,000		4,315,085	
2016	4,315,085	440,560	45,354		-	4,800,999	



**City of Plymouth
2012 - 2016 Capital Improvements Program**

Street Reconstruction Fund

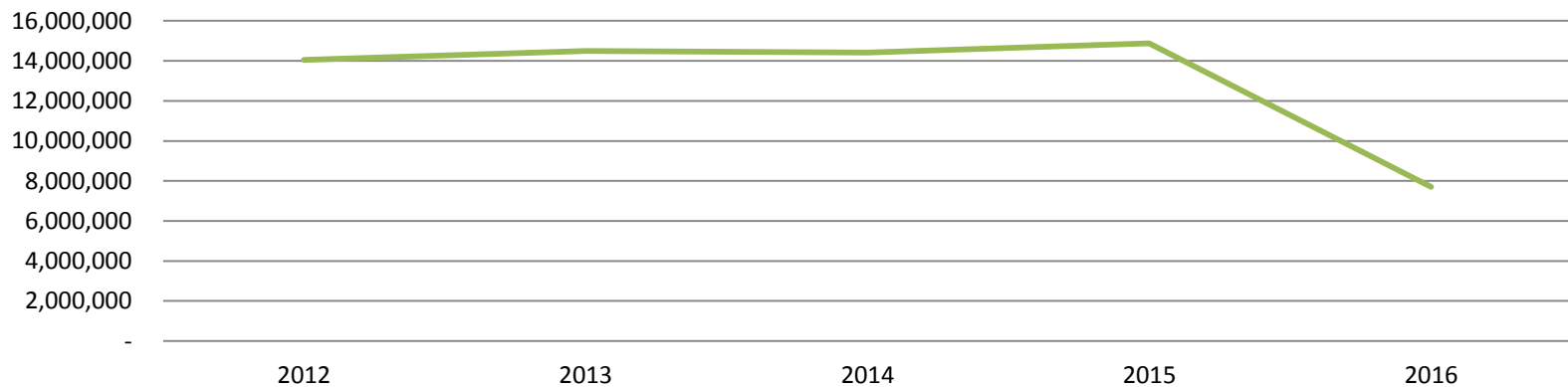
Year	Beginning Cash Balance	Revenues			Expenditures				Ending Cash Balance
		Non-Interest Revenues	Investment Interest	Levy	Capital Expenditures				
2011	* * * * *	* *	Year End Balance Forward			* * *	* * * *	6,446,620	
2012	6,446,620	85,599	59,774	2,686,024	3,710,000				5,568,017
2013	5,568,017	86,455	55,620	2,766,605	2,865,000				5,611,697
2014	5,611,697	87,319	55,127	2,849,603	3,135,000				5,468,745
2015	5,468,745	88,192	55,129	2,935,091	2,935,000				5,612,157
2016	5,612,157	89,074	57,408	3,023,144	2,855,000				5,926,783



**City of Plymouth
2012 - 2016 Capital Improvements Program**

Utility Trunk Funds

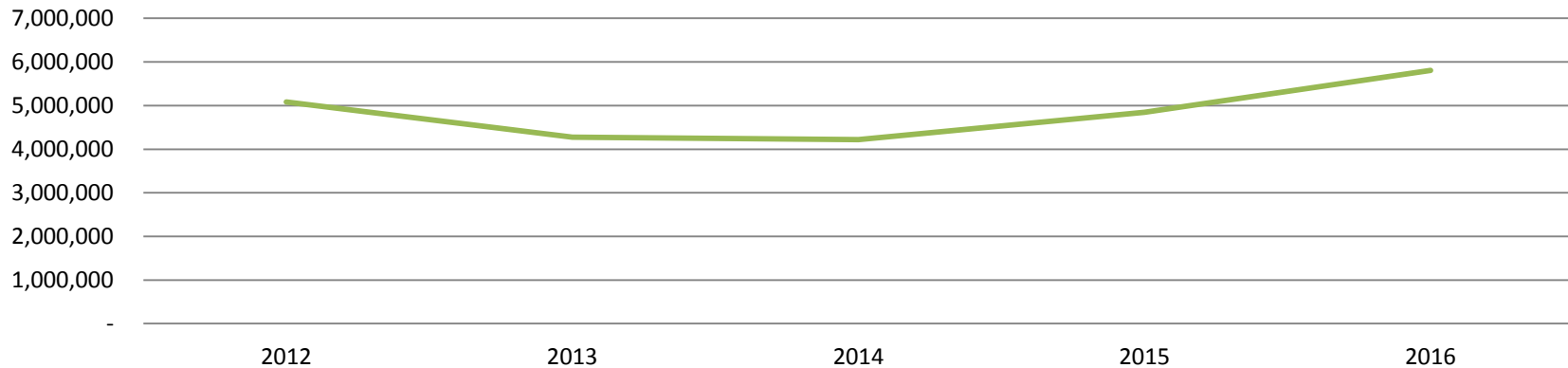
Year	Beginning Cash Balance	Revenues			Expenditures			Ending Cash Balance
		Non-Interest Revenues	Investment Interest	Assessments	Purchase of Street Assessments	Capital Expenditures		
2011	* * * * *	* * *	* * *	Year End Balance Forward	* * *	* * *	14,246,341	
2012	14,246,341	215,997	140,785	564,279	165,914	950,000	14,051,489	
2013	14,051,489	218,157	142,017	569,922	167,573	320,000	14,494,012	
2014	14,494,012	220,338	143,849	575,621	169,248	845,000	14,419,572	
2015	14,419,572	222,542	145,761	581,377	170,941	320,000	14,878,311	
2016	14,878,311	224,767	112,380	587,191	172,650	7,920,000	7,709,998	



**City of Plymouth
2012 - 2016 Capital Improvements Program**

Water Fund

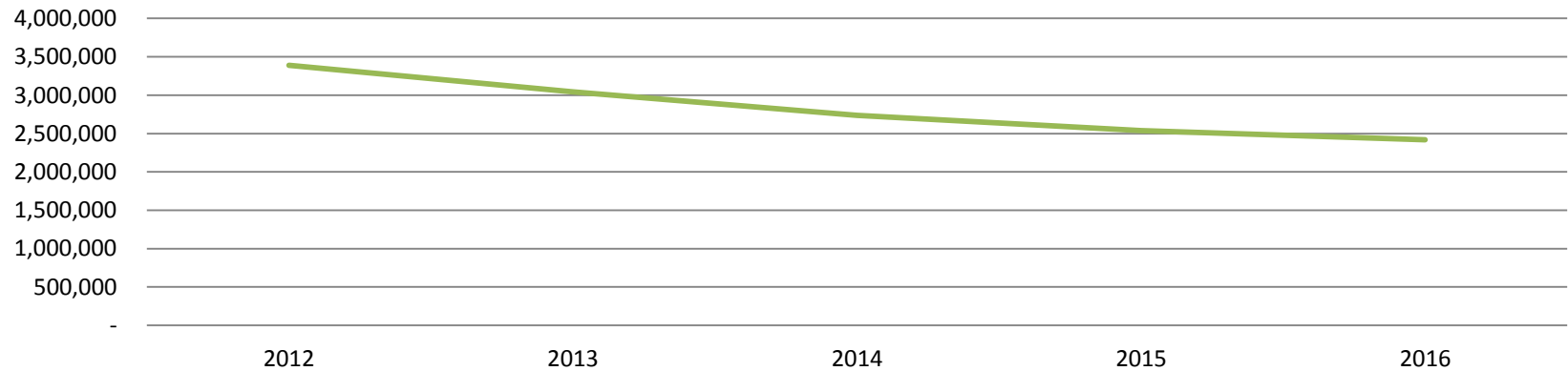
Year	Beginning Cash Balance	Revenues						Expenses				Ending Cash Balance				
		Non-Interest Revenues		Investment Interest	Operating Expenses	Operating Transfers	Debt	Capital Expenses								
2011		*	*	*	*	*	*	Year End Balance Forward	*	*	*	*	*	*	*	4,713,758
2012	4,713,758	6,487,190		48,734	4,306,748	145,860	1,110,300	605,000						5,081,774		
2013	5,081,774	6,670,058		46,539	4,349,815	147,319	1,110,188	1,918,500						4,272,549		
2014	4,272,549	6,827,910		42,246	4,393,313	148,792	1,106,800	1,275,000						4,218,800		
2015	4,218,800	6,833,902		45,092	4,437,246	150,280	1,100,600	565,000						4,844,668		
2016	4,844,668	6,902,241		52,975	4,481,619	151,783	1,098,100	265,000						5,803,384		



**City of Plymouth
2012 - 2016 Capital Improvements Program**

Sewer Fund

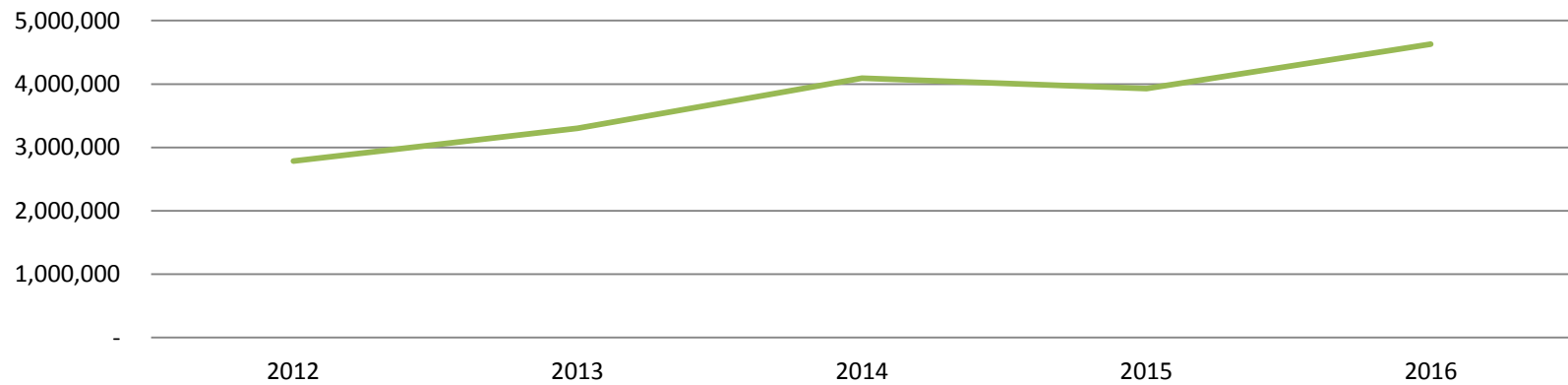
Year	Beginning Cash Balance	Revenues		Expenses			Ending Cash Balance
		Non-Interest Revenues	Investment Interest	Operating Expenses	Operating Transfers	Capital Expenses	
2011	* * *	* * *	* * *	Year End Balance Forward			3,079,517
2012	3,079,517	7,509,644	32,183	6,423,664	108,349	700,000	3,389,331
2013	3,389,331	7,658,226	31,998	6,487,900	109,432	1,440,000	3,042,222
2014	3,042,222	7,809,764	28,755	6,552,779	110,527	1,480,000	2,737,434
2015	2,737,434	7,964,317	26,246	6,618,307	111,632	1,460,000	2,538,058
2016	2,538,058	8,043,960	24,664	6,684,490	112,748	1,390,000	2,419,443



**City of Plymouth
2012 - 2016 Capital Improvements Program**

Water Resources Fund

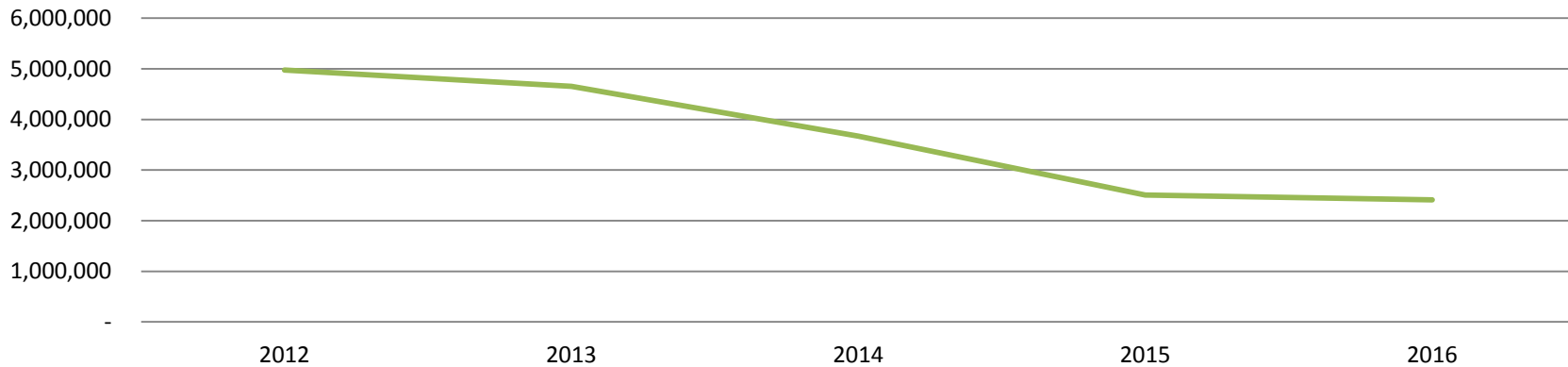
Year	Beginning Cash Balance	Revenues				Expenses			Ending Cash Balance
		Non-Interest Revenues	Watershed Revenues	Investment Interest	Operating Expenses	Operating Transfers	Capital Expenses		
2011	* * * * *	* * * * *	Year End Balance Forward				* * * * *	3,590,948	
2012	3,590,948	2,639,538	100,000	31,714	1,715,494	43,108	1,820,000	2,783,599	
2013	2,783,599	2,665,934	450,000	30,272	1,732,649	43,539	852,500	3,301,116	
2014	3,301,116	2,692,593	700,000	36,779	1,749,976	43,974	845,000	4,091,539	
2015	4,091,539	2,719,519	-	39,904	1,767,476	44,414	1,110,000	3,929,072	
2016	3,929,072	2,746,714	500,000	42,574	1,785,150	44,858	760,000	4,628,352	



**City of Plymouth
2012 - 2016 Capital Improvements Program**

Central Equipment Fund

Year	Beginning Cash Balance	Revenues					Expenses			Ending Cash Balance
		Non-Interest Revenues					Operating Expenses	Capital Expenses		
			Allocation Revenue	Capital Transfers	Investment Interest					
2011		* * * * *	* * * * *	Year End Balance Forward			* * * * *		5,024,264	
2012	5,024,264	48,486	2,556,000	290,000	51,209	1,186,760	1,514,500	4,978,699		
2013	4,978,699	13,621	2,676,000	180,000	48,817	1,198,628	1,865,000	4,653,509		
2014	4,653,509	50,757	2,702,760	-	41,415	1,210,614	2,567,000	3,670,826		
2015	3,670,826	13,894	2,729,788	-	30,722	1,222,720	2,718,200	2,504,310		
2016	2,504,310	14,033	2,757,085	33,500	24,617	1,234,947	1,654,800	2,410,299		

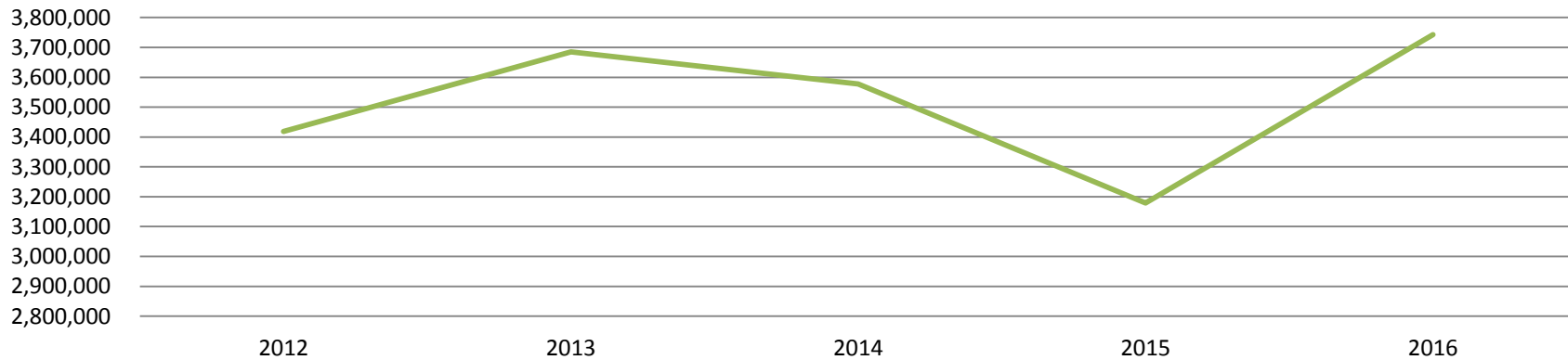


* NOTE: 2012 & 2014 non-interest revenues include grants of \$35,000 and \$37,000 respectively, per CIP.

**City of Plymouth
2012 - 2016 Capital Improvements Program**

Public Facilities Fund

Year	Beginning Cash Balance	Revenues			Expenses			Ending Cash Balance
		Allocation Revenue	Capital Transfers / Bonding	Investment Interest	Operating Expenses	Capital Expenses		
2011	* * *	* * *	* * *	Year End Balance Forward	* * *	* * *	3,550,977	
2012	3,550,977	1,934,355	170,000	34,676	1,281,060	990,000	3,418,948	
2013	3,418,948	1,934,355	-	35,342	1,293,870	410,000	3,684,775	
2014	3,684,775	1,953,699	-	36,132	1,306,809	790,000	3,577,796	
2015	3,577,796	1,973,236	37,000	33,615	1,319,877	1,123,000	3,178,769	
2016	3,178,769	1,992,968	3,000,000	34,437	1,333,076	3,130,000	3,743,098	

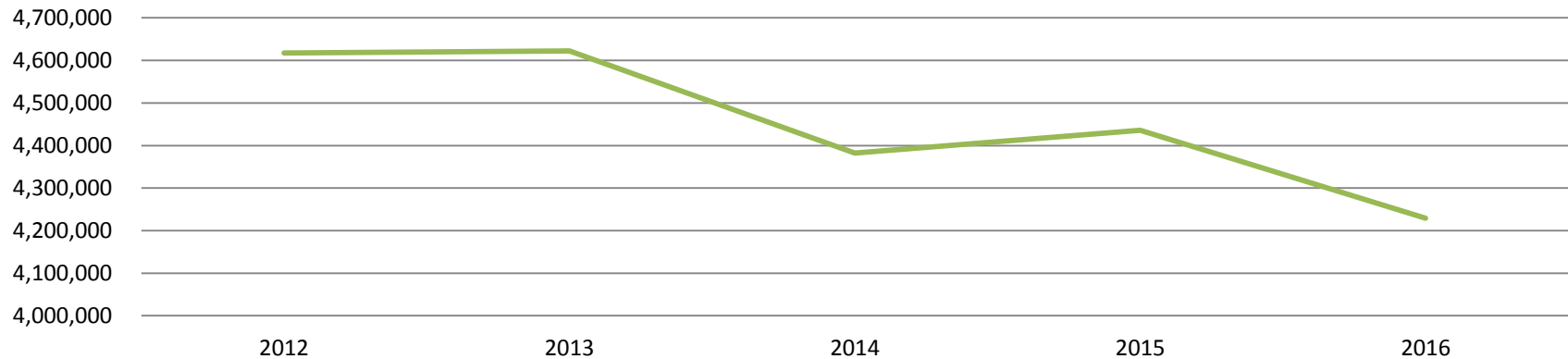


* NOTE: 2016 includes bonding for a fourth fire station, per CIP.

**City of Plymouth
2012 - 2016 Capital Improvements Program**

Information Technology Fund

Year	Beginning Cash Balance	Revenues			Expenses		Ending Cash Balance
		Non-Interest Revenues	Allocation Revenue	Investment Interest	Operating Expenses	Capital Expenses	
2011	* * * * *	* *	Year End Balance Forward		* * * *		5,044,215
2012	5,044,215	11,759	1,797,051	48,067	1,698,829	585,000	4,617,264
2013	4,617,264	111,877	1,713,890	45,967	1,715,817	151,000	4,622,182
2014	4,622,182	11,996	1,731,029	44,797	1,732,975	295,000	4,382,029
2015	4,382,029	12,116	1,748,339	43,871	1,750,305	-	4,436,050
2016	4,436,050	12,237	1,765,823	43,112	1,767,808	260,000	4,229,413



* NOTE: 2013 non-interest revenues includes a \$100,000 transfer from the General Fund, per CIP, to cover the fiberoptic project.

**City of Plymouth
2012 - 2016 Capital Improvements Program**

Transit Fund

Year	Beginning Cash Balance	Revenues				Expenses			Ending Cash Balance
		Transit Fares	Federal Funding	Regional Capital Bonds	Investment Interest	Operating Expenses	Operating Transfers	Capital Expenses	
2011		* * * *	* * *	Year End Balance Forward	*	* * * *	* * *		4,207,231
2012	4,207,231	1,111,000	-	5,233,000	28,270	3,848,360	23,085	5,233,000	1,475,056
2013	1,475,056	1,122,110	1,680,000	20,255,000	810	3,886,844	23,316	21,935,000	(1,312,184)
2014	(1,312,184)	1,133,331	-	243,000	(27,201)	3,925,712	23,549	243,000	(4,155,315)
2015	(4,155,315)	1,144,664	-	245,000	(55,774)	3,964,969	23,784	245,000	(7,055,178)
2016	(7,055,178)	1,156,111	-	-	(84,914)	4,004,619	24,022	-	(10,012,623)

