





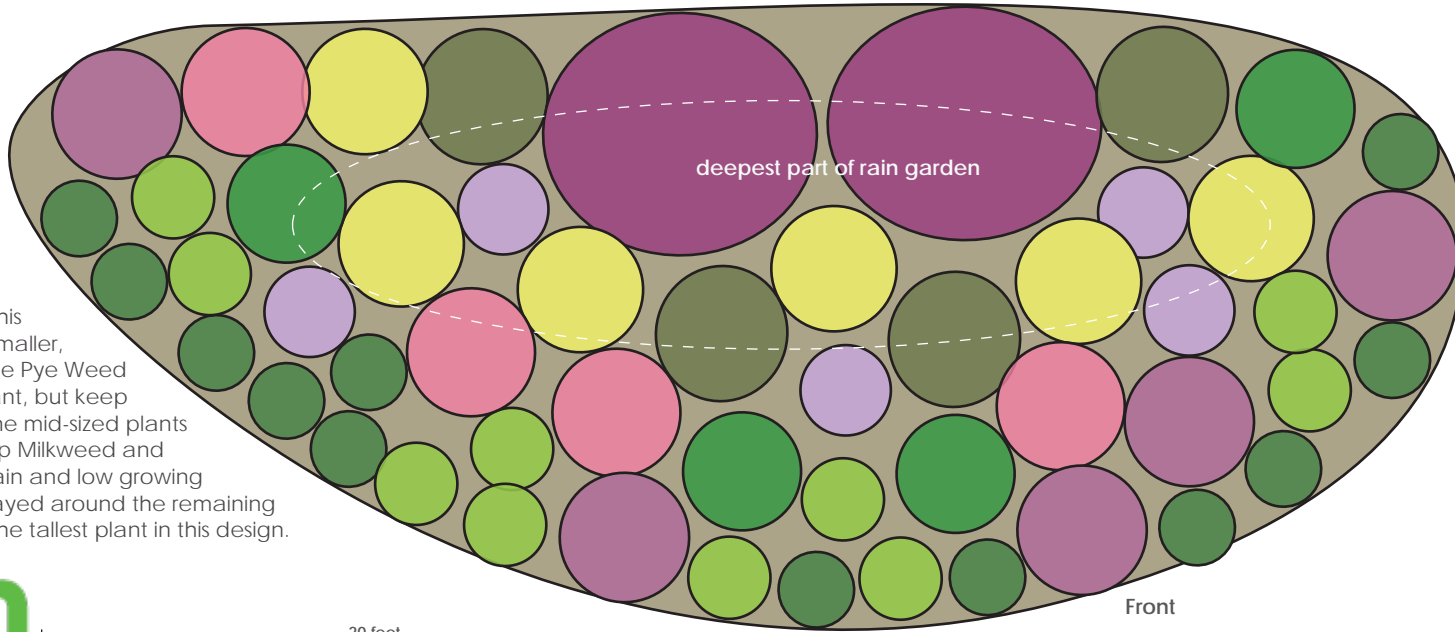



Rain Garden for Pollinators

Your pollinator planting can do double duty and improve water quality if it is also a rain garden! These plants will also work well in moist garden conditions. The selected species in this garden and bloom times make it a great butterfly garden.

<p>Fox Sedge Adds texture and beautiful seed heads to a rain garden. It is a tough plant that can easily handle the saturated conditions of a raingarden basin.</p> <p>5 plants FS</p> 	<p>Pussy Toes These low-growing fuzzy plants slowly form carpets of foliage. In the spring their flowers rise up gracefully 6"-8" above their leaves.</p> <p>12 plants PT</p> 	<p>Blue Eyed Grass is a bunch forming early summer bloomer. Not a true grass, its dainty sky blue flowers brighten the early summer garden, and is a great edging plant.</p> <p>10 plants BE</p> 	<p>Hoary Vervain Bright spires of color to the summer garden that look great against the bright green of Fox Sedge. It is a host to Common Buckeye butterfly larva.</p> <p>4 plants HV</p> 	<p>Swamp Milkweed The bright flowers of Swamp Milkweed are unforgettable, and much loved by pollinators. It tends to spread, plan to divide this plant when it outgrows your garden space.</p> <p>4 plants SM</p> 	<p>Prairie Onion Lavender colored stary blooms in mid-summer rise from bright green clump forming flat-leaved foliage. Will slowly create colonies as the plants become more established.</p> <p>5 plants PO</p> 	<p>Joe Pye Weed Covered with mid to late summer blooms, Joe Pye is a butterfly magnet. It will spread, be prepared to divide this plant by the third year to share with others!</p> <p>2 plants JP</p> 	<p>Blue Lobelia howy spires attract bees and butterflies and blooms well into the fall. Can take part shade conditions, but needs moist soil.</p> <p>5 plants BL</p> 	<p>Flat-Topped Aster Enjoyed by diverse pollinators as well as rabbits and deer. If you have trouble with browsing wildlife, consider substituting with Rattlesnake Master.</p> <p>3 plants FT</p> 
--	--	---	---	---	---	---	---	---



Note:
To make this planting smaller, reduce Joe Pye Weed to one plant, but keep some of the mid-sized plants like Swamp Milkweed and Blue Vervain and low growing plants arrayed around the remaining Joe Pye, the tallest plant in this design.



Featured Pollinator:
American Lady
Vanessa virginiensis

Caterpillar hosts include
Pussy Toes

Nectar plants include
Swamp Milkweed, Joe Pye Weed, Blue Lobelia, and Flat-Topped Aster

Substitutions for selected species

Use plants found within their natural range, this helps protect nearby native plant communities and provides plant species that are sure to be compatible with local insect populations.

Fox Sedge:

Sweet Flag, Blue Flag, Big Bluestem, Indian Grass, Long Beaked Sedge*, Tussock Sedge*, Hop Sedge*, Wood Sedge*, River Oats,

Pussy Toes:

Wild Strawberry*, Trout Lily*, Hepatica*, Bloodroot*, Rue Anemone, Common violet*, Bishop's Cap, Spring Beauty*, Creeping Phlox*, low growing Sedums•

Blue Eyed Grass:

Bishop's Cap, Wild Columbine, Wild Ginger*, Bloodroot*, Hepatica*, Large-flowered Bellwort*, Foam Flower*, Alumroot, Calamintha•, Golden Alexanders

Blue Vervain:

Culver's Root, Mist Flower, Michigan Lily, Wild Phlox, Garden Phlox•, Meadow Rue, Marsh Blazingstar, Rattlesnake Master, Ironweed, Red Columbine, Rose Mallow

Swamp Milkweed:

Poke milkweed*, Turtlehead*, Sensitive Plant, Jacob's Ladder*, Blue Giant Hyssop*, Cardinal Flower*, Foxglove Beards-tongue*, Thimbleweed

Nodding Onion:

Larkspur, Shooting Star, Rue Anemone*, Pasque Flower, Prairie Smoke, Wood Lily, Wild Lupine, Bishop's Cap*, Spotted Bee-balm*, Bottle Gentian

Joe Pye Weed:

Angelica, Great Indian Plantain*, Boneset, Button Bush, Pagoda Dogwood*, Ninebark*, Queen of the Prairie, Sweet Joe Pye weed* Ironweed

Blue Lobelia:

Turtlehead, Self Heal, Monarda*, Obedient Plant, Cardinal Flower, Woodland Phlox, Virginia Mountain Mint*, Wood Lily, Rose Mallow, Hairy Wood Mint*

Calico Aster:

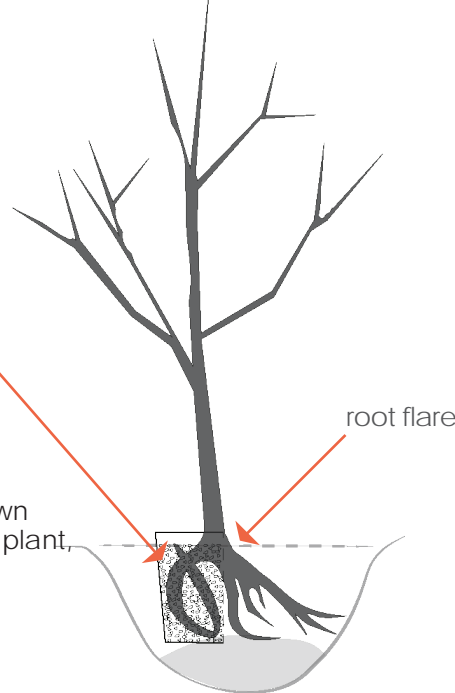
New England Aster*, Smooth Blue Aster, Stiff Goldenrod*, Woodland Phlox, Virginia Mountain Mint*, Bottle Gentian, Button Blazing Star*, Frost Aster, Giant Hyssop*

• non-native * Part Shade to Shade option.

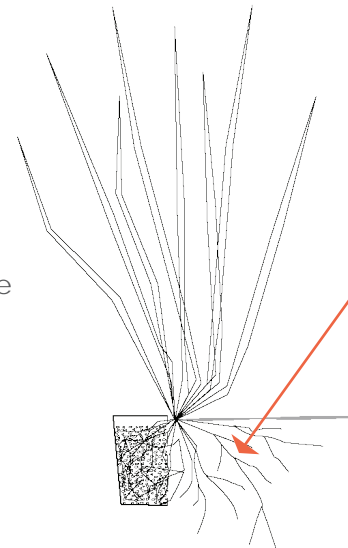
Planting Tips for new gardeners

- Prepare your new garden bed. Use methods found on BWSR's Creating Residential Pollinator Habitat page
- Dig a hole as deep and 2-3 sizes wider than the pot. Remove the pot.
- Loosen roots and remove any roots that have growing a circle around the base of the plant.
- The soil level should be just below the flare of the tree or shrub and the base of your plant.
- Spread roots, then re-fill hole. Tamp soil down gently around the roots. Mulch around the plant, but don't place mulch against the trunk.
- Water immediately after planting, then once a week for the first summer

TREES & SHRUBS



PERENNIAL PLANTS



- Prepare your new garden bed. Use methods found on BWSR's Creating Residential Pollinator Habitat page
- Dig a hole as deep and 2-3 sizes wider than the pot.
- Remove the pot.
- Loosen roots and remove any roots growing in a circle around the base of the plant.
- Mulch around the plant, but don't place mulch against the stem.
- Water immediately after planting, then once a week for the first summer.